

Resolution

Number 18-0581

Adopted Date April 03, 2018

ACCEPT RESIGNATION, DUE TO RETIREMENT, OF ANGIE STEFFEN, WITHIN THE OFFICE OF ECONOMIC DEVELOPMENT, EFFECTIVE APRIL 27, 2018


BE IT RESOLVED, to accept the resignation, due to retirement, of Angie Steffen, within the Office of Economic Development effective April 27, 2018

Mr. Young moved for adoption of the foregoing resolution being seconded by Mr. Grossmann. Upon call of the roll, the following vote resulted:

Mrs. Jones – absent
Mr. Grossmann – yea
Mr. Young – yea

Resolution adopted this 3rd day of April 2018.

BOARD OF COUNTY COMMISSIONERS



Tina Osborne, Clerk

cc: Economic Development (file)
A. Steffen's Personnel File
OMB – Sue Spencer
Tammy Whitaker

Resolution

Number 18-0582

Adopted Date April 03, 2018

APPROVE LATERAL TRANSFER OF REBEKAH BRIGANO, ADMINISTRATIVE ASSISTANT, FROM THE OFFICE OF MANAGEMENT AND BUDGET TO THE OFFICE OF ECONOMIC DEVELOPMENT

WHEREAS, the Deputy Director of Economic Development has requested the lateral transfer of Ms. Brigano to the Administrative Assistant position within Economic Development; and

WHEREAS, the Administrative Assistant of Economic Development has submitted her retirement effective April 27, 2018 and Ms. Brigano has been training for said position over the past several months; and

NOW THEREFORE BE IT RESOLVED, to approve the lateral transfer of Rebekah Brigano, Administrative Assistant, from the Office of Management and Budget to the Office of Economic Development effective April 16, 2018.

Mr. Young moved for adoption of the foregoing resolution being seconded by Mr. Grossmann. Upon call of the roll, the following vote resulted:

Mrs. Jones – absent
Mr. Grossmann – yea
Mr. Young – yea

Resolution adopted this 3rd day of April 2018.

BOARD OF COUNTY COMMISSIONERS



Tina Osborne, Clerk

cc: Economic Development (file)
OMB (file)
Rebekah Brigano's Personnel file
OMB – Sue Spencer

Resolution

Number 18-0583

Adopted Date April 03, 2018

ENTER INTO A DEMOTION AGREEMENT WITH MICHAEL LAMB, WITHIN THE
WARREN COUNTY WATER AND SEWER DEPARTMENT


BE IT RESOLVED, to enter into a demotion agreement with Michael Lamb within the Warren
County Water and Sewer Department, effective pay period beginning March 31, 2018 as
attached hereto and made a part hereof.

Mr. Young moved for adoption of the foregoing resolution being seconded by Mr. Grossmann.
Upon call of the roll, the following vote resulted:

Mrs. Jones – absent
Mr. Grossmann – yea
Mr. Young – yea

Resolution adopted this 3rd day of April 2018.

BOARD OF COUNTY COMMISSIONERS


Tina Osborne, Clerk

cc: c/a – Lamb, Michael
Water & Sewer (file)
M. Lamb's Personnel File
T. Reier
OMB – Sue Spencer

Resolution

Number 18-0584

Adopted Date April 03, 2018

APPROVE NOTICE OF INTENT TO AWARD BID TO R.B. JERGENS CONTRACTORS, INC. FOR THE STATE ROUTE 741 ROAD IMPROVEMENTS ALONG THE ESTATES OF KEEVER CREEK SUBDIVISION FRONTAGE IN TURTLECREEK TOWNSHIP

WHEREAS, bids were closed at 9:05 a.m., March 27, 2018, and the bids received were opened and read aloud for the State Route 741 Road Improvements along The Estates of Keever Creek Subdivision Frontage in Turtlecreek Township and the results are on file in the Commissioners' Office; and

WHEREAS, upon review of such bids by Roy Henson, Warren County Engineer's Office, R.B. Jergens Contractors, Inc., has been determined to be the lowest and best bidder for the Base Bid & Alternate B; and

NOW THEREFORE BE IT RESOLVED, upon recommendation of Neil F. Tunison, that it is the intent of this Board to award the bid to R.B. Jergens Contractors, Inc., 11418 North Dixie Drive, Vandalia, Ohio, for the Base Bid & Alternate B, for a total bid price of \$511,017.90; and


BE IT FURTHER RESOLVED, that the President of the Board is hereby authorized to execute a "Notice of Intent to Award."

Mr. Young moved for adoption of the foregoing resolution being seconded by Mr. Grossmann. Upon call of the roll, the following vote resulted:

Mrs. Jones – absent
Mr. Grossmann – yea
Mr. Young – yea

Resolution adopted this 3rd day of April 2018.

BOARD OF COUNTY COMMISSIONERS



Tina Osborne, Clerk

EH/

cc: Engineer (file)
OMB Bid file

Resolution

Number 18-0585

Adopted Date April 03, 2018

AMEND STANDARD DETAILS FOR THE WARREN COUNTY WATER AND SEWER DEPARTMENT

WHEREAS, by Resolution #87-1103, the Board established Standard Details for water and sanitary sewer improvements to be constructed within Warren County; and

WHEREAS, by Resolution #12-0787, the Board amended said Standard Details; and

WHEREAS, it is necessary, at this time, to amend said Standard Details; and

NOW THEREFORE BE IT RESOLVED:

1. That the Standard Details for the Warren County Water and Sewer Department are hereby amended by the revisions to the following:

STANDARD DRAWING INDEX

WATER DETAIL W-1	(WATERMAIN LAYOUT AT CUL-DE-SAC)
WATER DETAIL W-5	(WATERMAIN ENCASEMENT AT CREEK CROSSING)
WATER DETAIL W-6	(WATERMAIN ENCASEMENT AT SEWER CROSSING)
WATER DETAIL W-8	(HYDRANT SETTING)
WATER DETAIL W-10A	(METER BOX DETAIL FOR ¾" AND 1" METERS)
WATER DETAIL W-10B	(METER BOX DETAIL FOR 1 ½" AND 2" METERS)
WATER DETAIL W-11	(MULTIPLE WATER SERVICE CONNECTIONS)
WATER DETAIL W-12	(TYPICAL WATER SYSTEM DETAIL)
WATER DETAIL W-13	(DITCH AND METER LOCATION)
WATER DETAIL W-14	(LARGE DOMESTIC WATER METER PIT)
WATER DETAIL W-15A	(LARGE WATER METER PIT W/ FIRE LINE W/ FDC & DOMESTIC LINE)
WATER DETAIL W-15B	(LARGE WATER METER PIT W/ FIRE LINE, DOMESTIC LINE, & IRRIGATION LINE)
WATER DETAIL W-15C	(LARGE WATER METER PIT EQUIPMENT SCHEDULE)
WATER DETAIL W-16	(VALVE PIT)
WATER DETAIL W-17	(ANCHORS & BUTTRESSES FOR VERTICAL BENDS)
WATER DETAIL W-18	(REQUIRED RESTRAINED JOINTS FOR BENDS)

WATER DETAIL W-19	(REQUIRED RESTRAINED JOINTS – DEAD END VALVES, PLUGS, CAPS, & TEES)
WATER DETAIL W-20	(ROAD PAVEMENT CUT AND RESTORATION AT ROADWAY CROSSING)
WATER DETAIL W-21	(METER TEST AT CREEK CROSSING)
WATER DETAIL WG-1A	
WATER DETAIL WG-1B	
WATER DETAIL WG-2	(PROCEDURE FOR CONNECTION TO EXISTING WATER SYSTEM)
WATER DETAIL WG-3	(PROCEDURE FOR RELOCATING AND LOWER SERVICE LATERAL AND RELOCATING OR BRINGING TO GRADE METER PITS)
SANITARY DETAIL S-1	(PRECAST MANHOLE)
SANITARY DETAIL S-2	(PRECAST MANHOLE INSIDE DROP CONNECTION)
SANITARY DETAIL S-3	(VENTED MANHOLE)
SANITARY DETAIL S-4	(MANHOLE CHANNELS)
SANITARY DETAIL S-5	(SANITARY MANHOLE INVERT TRANSITION BASE SECTIONS)
SANITARY DETAIL S-6	(SANITARY GRAVITY SEWER TRENCH DETAIL)
SANITARY DETAIL S-7	(ROAD PAVEMENT CUT AND RESTORATION AT ROADWAY CROSSING)
SANITARY DETAIL S-8	(SEWER IN CASING)
SANITARY DETAIL S-9	(CONCRETE ANCHOR)
SANITARY DETAIL S-10	(FULL CONCRETE ENCASEMENT)
SANITARY DETAIL S-11	(SANITARY SEWER CREEK CROSSING)
SANITARY DETAIL S-12	(AERIAL SANITARY SEWER CROSSING)
SANITARY DETAIL S-13	(DEEP HOUSE CONNECTIONS)
SANITARY DETAIL S-14A	(HOUSE CONNECTIONS)
SANITARY DETAIL S-14B	(HOUSE CONNECTIONS)
SANITARY DETAIL S-15	(FORCE MAIN CLEANOUT)
SANITARY DETAIL S-16	(AIR RELEASE VALVE ASSEMBLY)
SANITARY DETAIL S-17	(SANITARY CLEANOUT)
SANITARY DETAIL S-18	(REQUIRED RESTRAINED JOINTS FOR BENDS)
SANITARY DETAIL S-19	(REQUIRED RESTRAINED JOINTS – DEAD END VALVES, PLUGS, CAPS, & TEES)
SANITARY DETAIL S-20	(FORCE MAIN TRENCH DETAIL)
SANITARY DETAIL S-21	(IMPERVIOUS DAM DETAIL)
SANITARY DETAIL SG-1	(DETAILED PROCEDURES FOR SANITARY SEWER)
SANITARY DETAIL SG-2A	
SANITARY DETAIL SG-2B	
SANITARY DETAIL SG-4	(SEWER TESTING)

2. That the Standard Details for the Warren County Water and Sewer Department are hereby amended by adding the following:

SANITARY DETAIL S-22	(LATERAL SADDLE INSTALLATION DETAIL FOR PVC PIPE)
SANITARY DETAIL S-23	(LATERAL SADDLE INSTALLATION DETAIL FOR VCP AND DUCTILE IRON PIPE)

3. That the Standard Details for the Warren County Water and Sewer Department are hereby amended by deleting the following:

WATER DETAIL W-16	(BLOWOFF DETAIL)
WATER DETAIL W-21	(BLOWOFF HYDRANT)
SANITARY DETAIL S-2	(DROP MANHOLE DETAIL)

4. That these modifications shall be effective immediately and a copy of the amended details are attached her to be made a part hereof.
5. That all other provisions and requirements of the Standard Details shall remain unchanged.

Mr. Young moved for adoption of the foregoing resolution being seconded by Mr. Grossmann. Upon call of the roll, the following vote resulted:

Mrs. Jones – absent
Mr. Grossmann – yea
Mr. Young – yea

Resolution adopted this 3rd day of April 2018.

BOARD OF COUNTY COMMISSIONERS


Tina Osborne, Clerk

cc: Water/Sewer (file)

**WARREN COUNTY WATER AND SEWER DEPARTMENT
STANDARD DRAWINGS INDEX**

MARCH, 2018

WATER

Watermain Layout at Cul-De-Sac	W-1
Watermain Trench Detail	W-2
Thrust Block Details	W-3
Full Concrete Encasement	W-4
Watermain Encasement at Creek Crossing	W-5
Watermain Encasement at Sewer Crossing	W-6
Watermain in Casing	W-7
Hydrant Setting	W-8
Fire Hydrant Arrangement	W-9
Meter Box Detail for ¾" and 1" Meters	W-10A
Meter Box Detail for 1 ½" and 2" Meters	W-10B
Multiple Water Service Connections	W-11
Typical Water System Detail	W-12
Ditch and Meter Location	W-13
Large Domestic Water Meter Pit	W-14
Large Water Meter Pit w/ Fire Line w/ FDC & Domestic Line	W-15A
Large Water Meter Pit w/ Fire Line, Domestic Line, & Irrigation Line	W-15B
Large Water Meter Pit Equipment Schedule	W-15C
Valve Pit	W-16
Anchors & Buttresses for Vertical Bends	W-17
Required Restrained Joints for Bends	W-18
Required Restrained Joints – Dead End Valves, Plugs, Caps, & Tees	W-19
Road Pavement Cut and Restoration at Roadway Crossing	W-20
Meter Test Pit at Creek Crossing	W-21

WATER – GENERAL NOTES

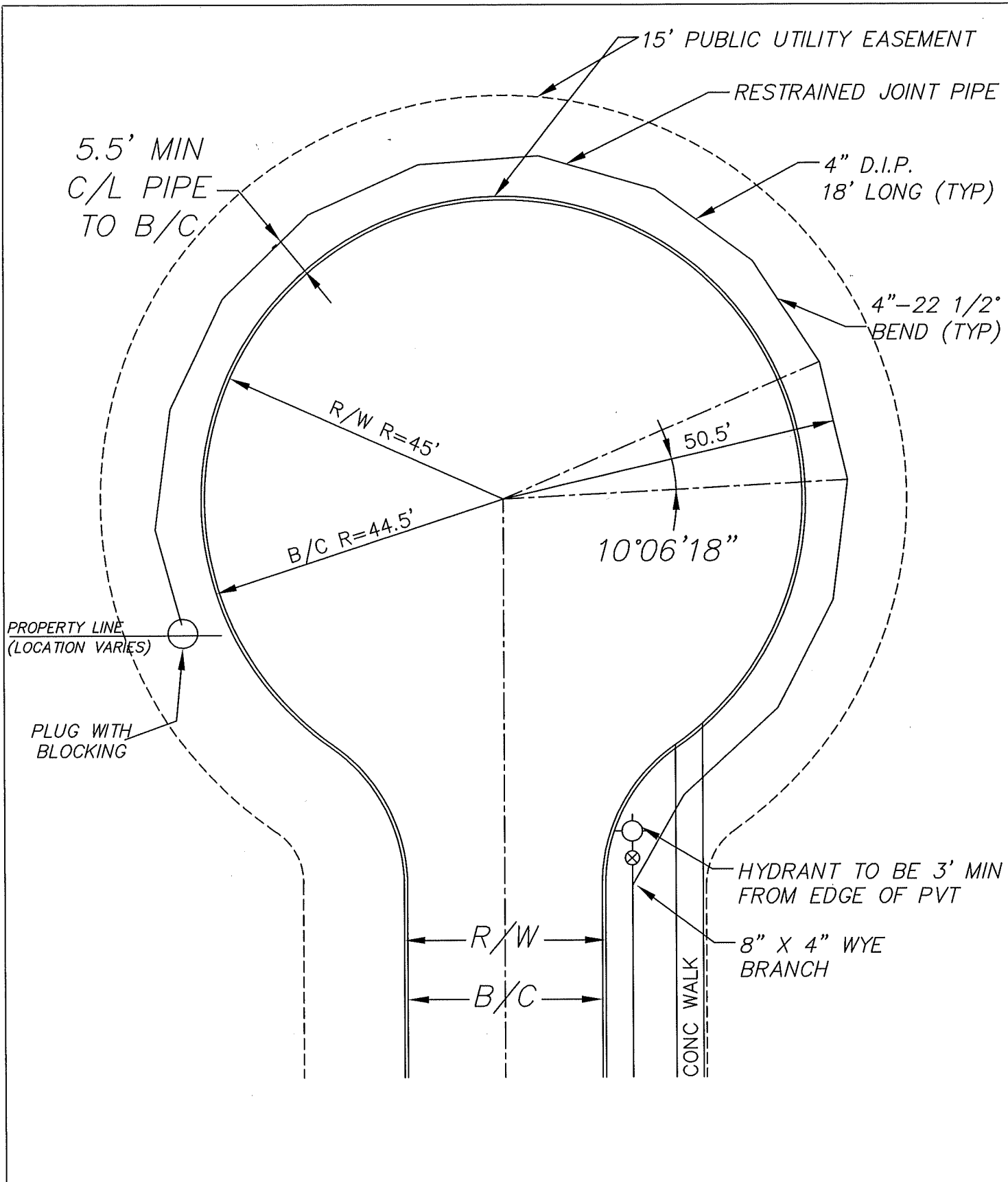
Water	WG-1A
Water (Continued)	WG-1B
Procedure for Connection to Existing Water System	WG-2
Procedure for Relocating or Lowering Service Laterals and Relocating or Bringing to Grade Meter Pits	WG-3

SEWER

Precast Manhole	S-1
Precast Manhole Inside Drop Connection	S-2
Vented Manhole	S-3
Manhole Channels	S-4
Sanitary Manhole Invert Transition Base Sections	S-5
Sanitary Gravity Sewer Trench Detail	S-6
Road Pavement Cut and Restoration at Roadway Crossing	S-7
Sewer in Casing	S-8
Concrete Anchor	S-9
Full Concrete Encasement	S-10
Sanitary Sewer Creek Crossing	S-11
Aerial Sanitary Sewer Crossing	S-12
Deep House Connections	S-13
House Connections	S-14A
House Connections	S-14B
Force Main Cleanout	S-15
Air Release Valve Assembly	S-16
Sanitary Cleanout	S-17
Required Restrained Joints for Bends	S-18
Required Restrained Joints – Dead End Valves, Plugs, Caps, & Tees	S-19
Force Main Trench Detail	S-20
Impervious Dam Detail	S-21
Saddled Wye Gasket Hub x Gasket Skirt w/ Stainless Steel Bands	S-22

SEWER – GENERAL NOTES

Detailed Procedures for Sanitary Sewer	SG-1
Sewer	SG-2A
Sewer (Continued)	SG-2B
Pipe Connection into Manholes	SG-3
Sewer Testing	SG-4

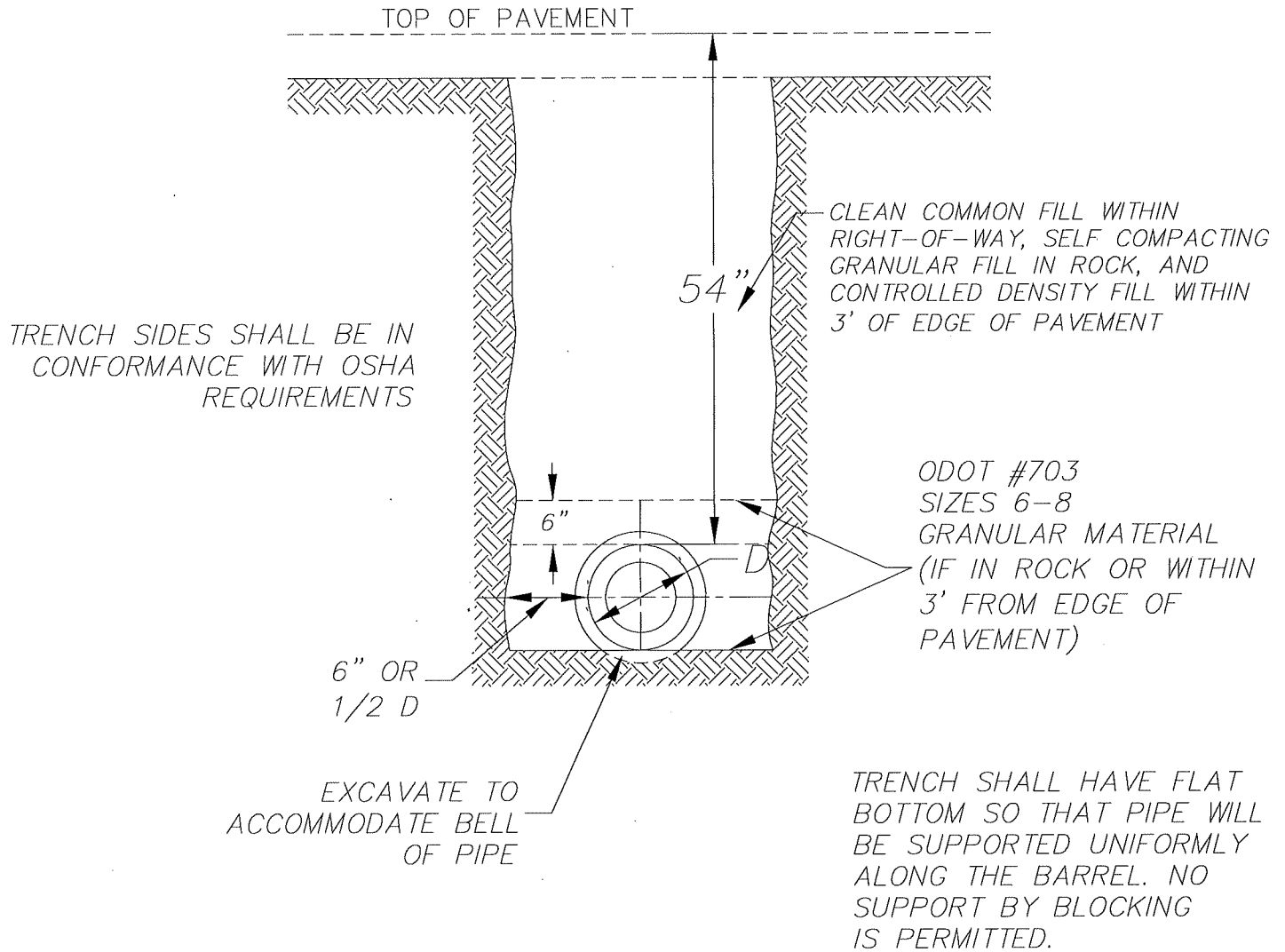


WATERMAIN LAYOUT AT CUL-DE-SAC

APPROVED/REVISED MARCH, 2018	WARREN COUNTY STANDARD DETAILS DEPARTMENT OF WATER & SEWER	STANDARD NUMBER <b style="font-size: 2em;">W-1
-------------------------------------	---	---

WATERMAIN SHALL BE INSTALLED IN A SEPARATE TRENCH FROM THE SANITARY SEWER AND SHALL BE A MINIMUM DISTANCE OF 10' MEASURED HORIZONTALLY FROM THE SANITARY SEWER.

BACKFILL AND RESTORATION OF PAVEMENT MUST CONFORM TO THE APPLICABLE WARREN COUNTY ENGINEER OR ODOT SPECIFICATION(S).



WATERMAIN TRENCH DETAIL

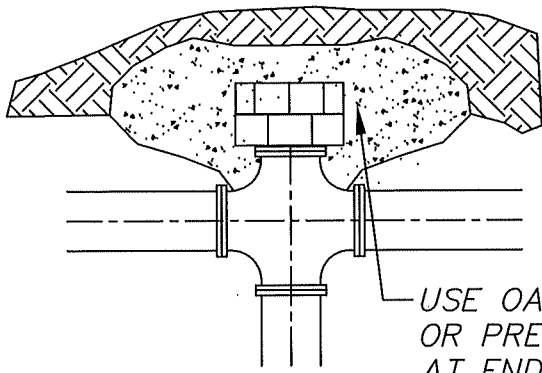
APPROVED/REVISED

JUNE, 2012

WARREN COUNTY STANDARD DETAILS
DEPARTMENT OF WATER & SEWER

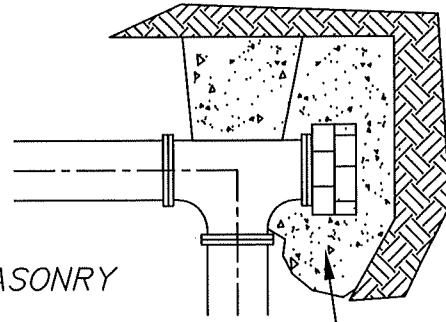
STANDARD NUMBER

W-2



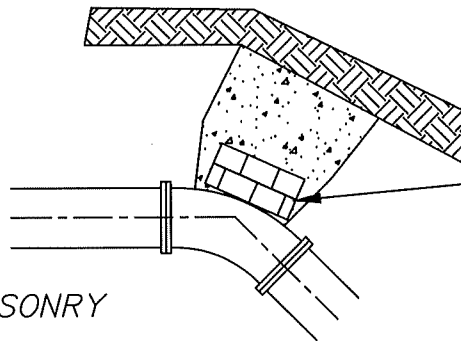
CROSS

USE OAK, CEMENT MASONRY
OR PRECAST BLOCKS
AT END TO BE PLUGGED
(TYP)



TEE

USE OAK,
CEMENT MASONRY
OR PRECAST BLOCKS
AT END TO BE PLUGGED
(TYP)

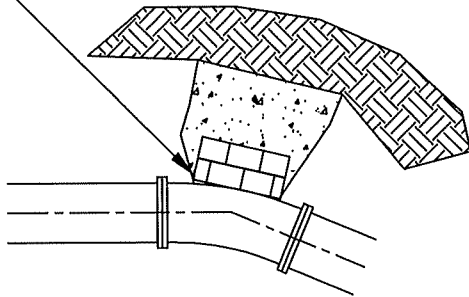


USE OAK, CEMENT MASONRY
OR PRECAST BLOCKS
AT BACK OF BEND (TYP)

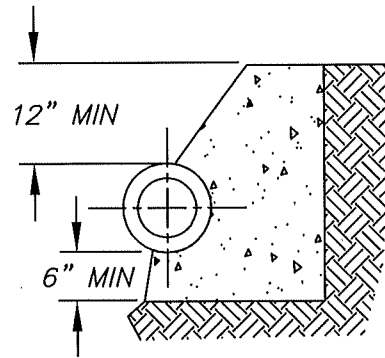
45° BEND

USE OAK, CEMENT MASONRY
OR PRECAST BLOCKS
AT BACK OF BEND (TYP)

USE OAK, CEMENT MASONRY
OR PRECAST BLOCKS
AT BACK OF BEND (TYP)



22.5° BEND



SECTIONAL VIEW

NOTE:

BEARING AREA TO BE DETERMINED BASED ON SOIL TYPE & WORKING PRESSURE.
THRUST BLOCKS TO BE USED AT ALL BENDS 22.5° OR GREATER.
THRUST BLOCKS TO BE POURED AGAINST FIRM UNDISTURBED SOIL.
USE CLASS "C" CONCRETE.
90° BENDS SHALL NOT BE PERMITTED.

THRUST BLOCK DETAILS

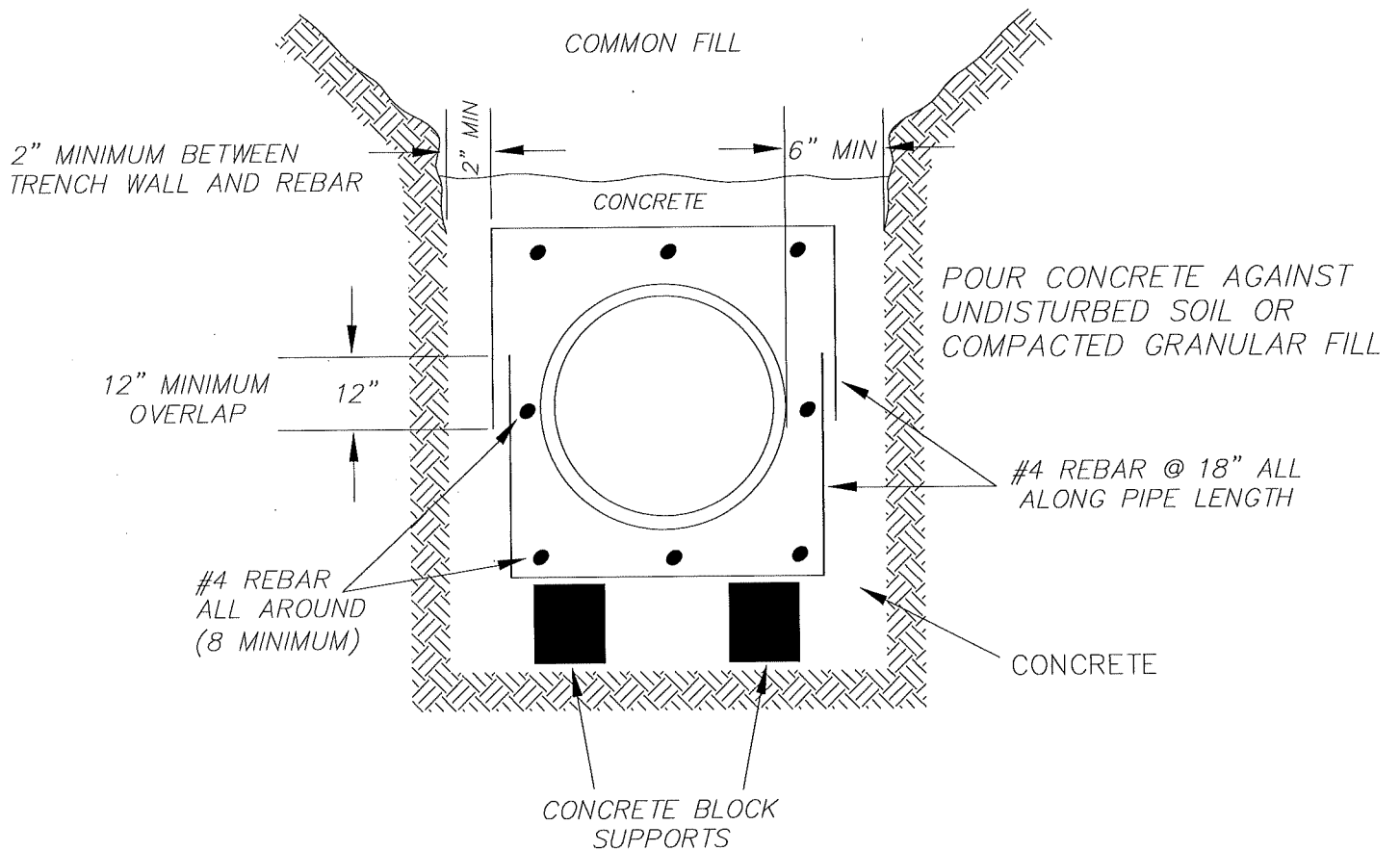
APPROVED/REVISED

JUNE, 2012

WARREN COUNTY STANDARD DETAILS
DEPARTMENT OF WATER & SEWER

STANDARD NUMBER

W-3



NOTES:

- 1) CONCRETE SHALL BE 3000 P.S.I. MINIMUM 28 DAYS STRENGTH (4" SLUMP).
- 2) SUPPORT PIPE AND REBAR CAGE ON CONCRETE BRICKS DURING CONCRETE PLACEMENT.
- 3) CONCRETE ENCASUREMENT SHALL BE TERMINATED AT PIPE JOINTS ONLY.

FULL CONCRETE ENCASUREMENT

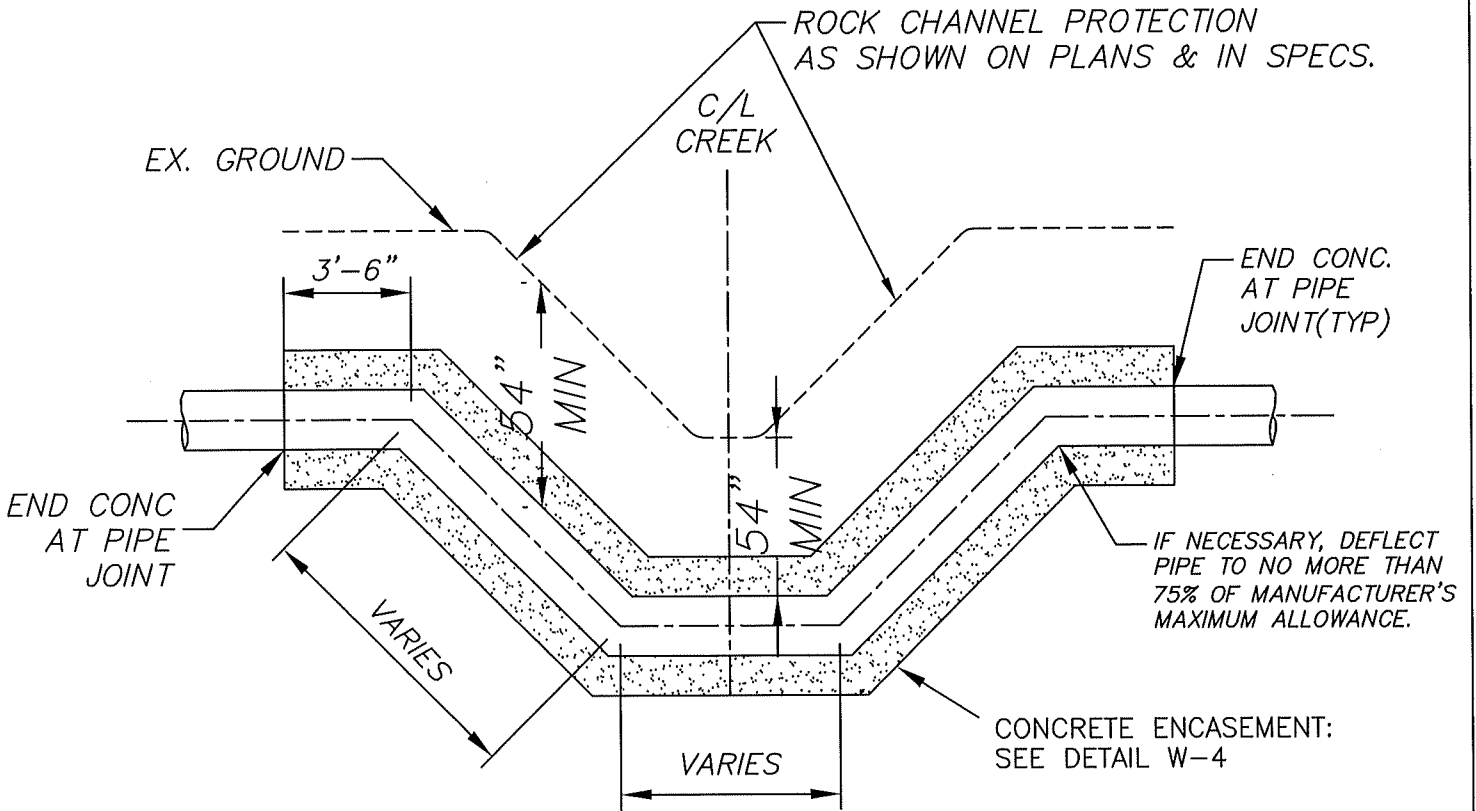
APPROVED/REVISED

MARCH, 2008

WARREN COUNTY STANDARD DETAILS
DEPARTMENT OF WATER & SEWER

STANDARD NUMBER

W-4



NOTE:
 ALL PIPE IN CREEK CROSSINGS TO BE RESTRAINED
 JOINT, PER STANDARD NUMBER W-18

WATERMAIN ENCASEMENT AT CREEK CROSSING

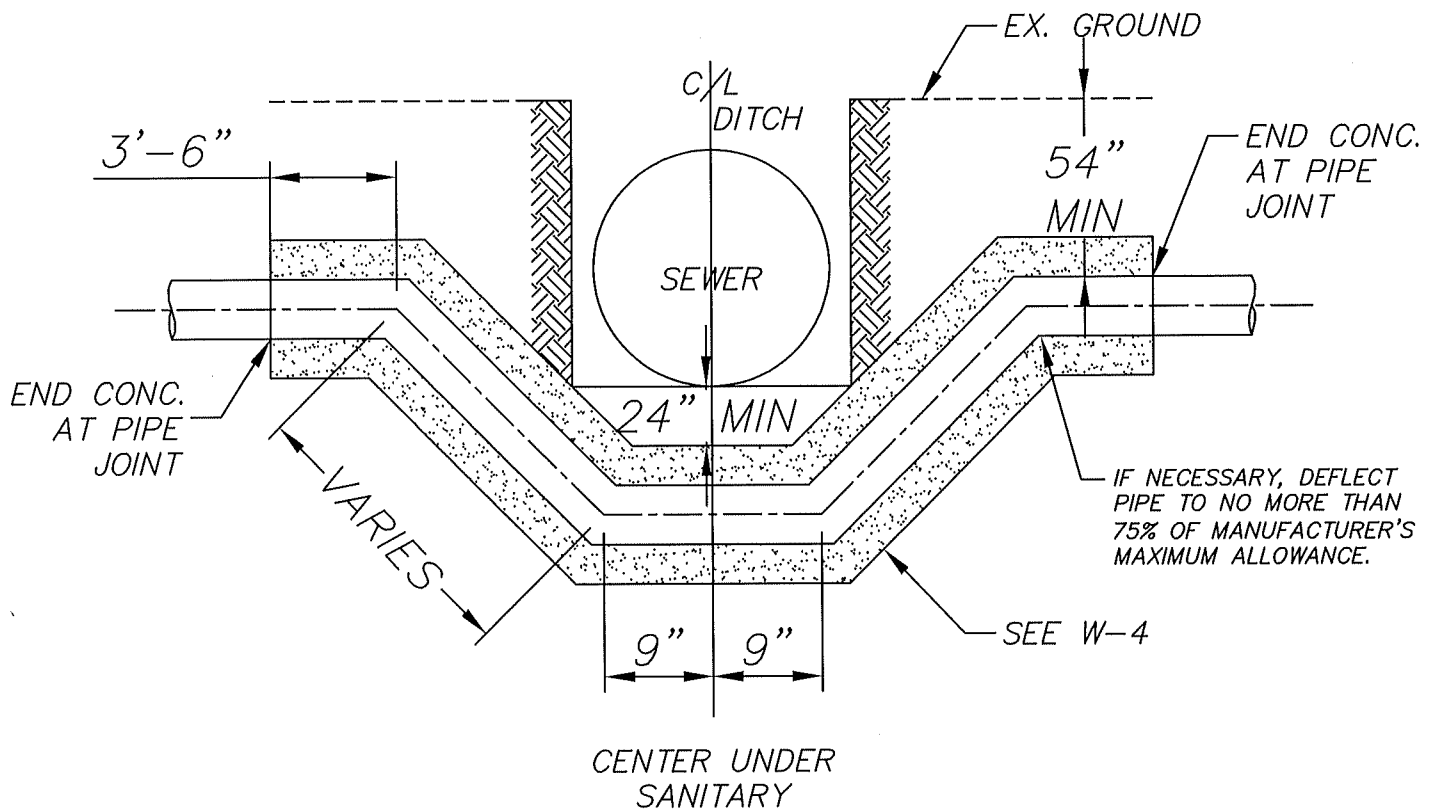
APPROVED/REVISED

MARCH, 2018

WARREN COUNTY STANDARD DETAILS
 DEPARTMENT OF WATER & SEWER

STANDARD NUMBER

W-5



ALL PIPE IN SEWER CROSSINGS TO BE RESTRAINED JOINT, PER STANDARD NUMBER W-18

WATERMAIN ENCASEMENT AT SEWER CROSSING

APPROVED/REVISED

MARCH, 2018

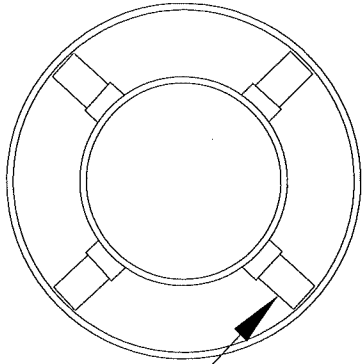
WARREN COUNTY STANDARD DETAILS
DEPARTMENT OF WATER & SEWER

STANDARD NUMBER

W-6

WATER PIPE SIZE – CARRIER PIPE SIZE (O.D.) – THICKNESS

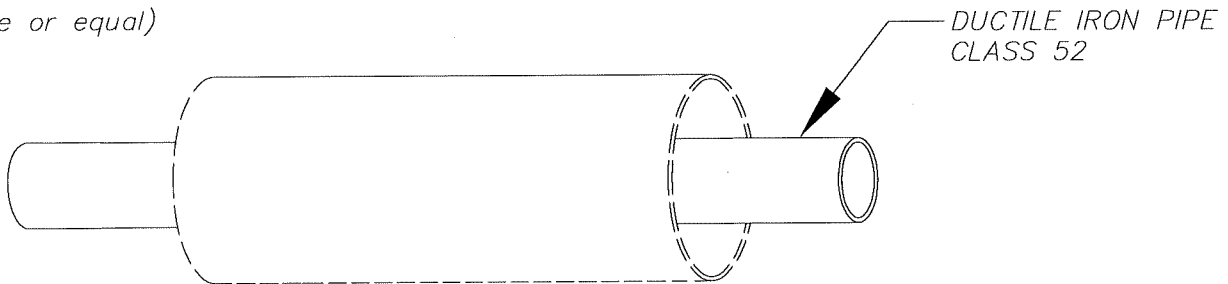
4"	10"	1/4"
6"	12"	3/8"
8"	18"	3/8"
10"	20"	3/8"
12"	24"	1/2"
16"	24"	1/2"
20"	30"	1/2"
24"	36"	1/2"



SO THAT PIPE WILL BE CENTERED IN CARRIER PIPE, THE FOLLOWING INFORMATION IS NEEDED:

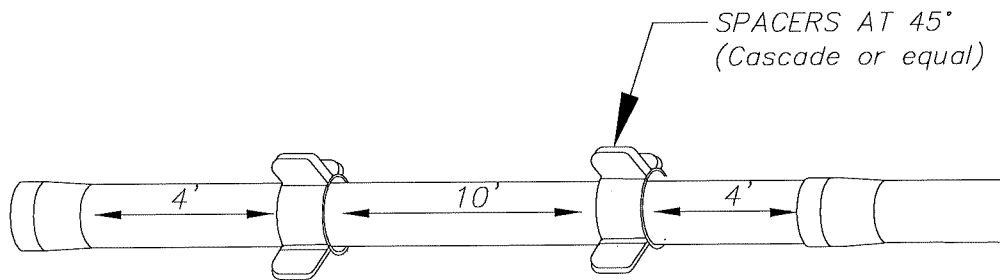
1. TYPE & O.D. OF PIPE
2. TYPE OF JOINT/RESTRAINT
3. TYPE & I.D. OF CASING
4. 2 SPACERS PER LENGTH OF PIPE (18")
(SEE STANDARD PLACEMENT BELOW)

SPACERS AT 45°
(Cascade or equal)



NOTE:

1. RESTRAINED JOINT TO BE USED WITHIN LIMITS OF CASING
2. PACK END OF CASING W/ CONCRETE OR GRAVEL
3. CASING SPACERS TO BE USED THRU CARRIER PIPE.



RECOMMENDED STANDARD PLACEMENT

WATERMAIN IN CASING

APPROVED/REVISED

JUNE, 2012

WARREN COUNTY STANDARD DETAILS
DEPARTMENT OF WATER & SEWER

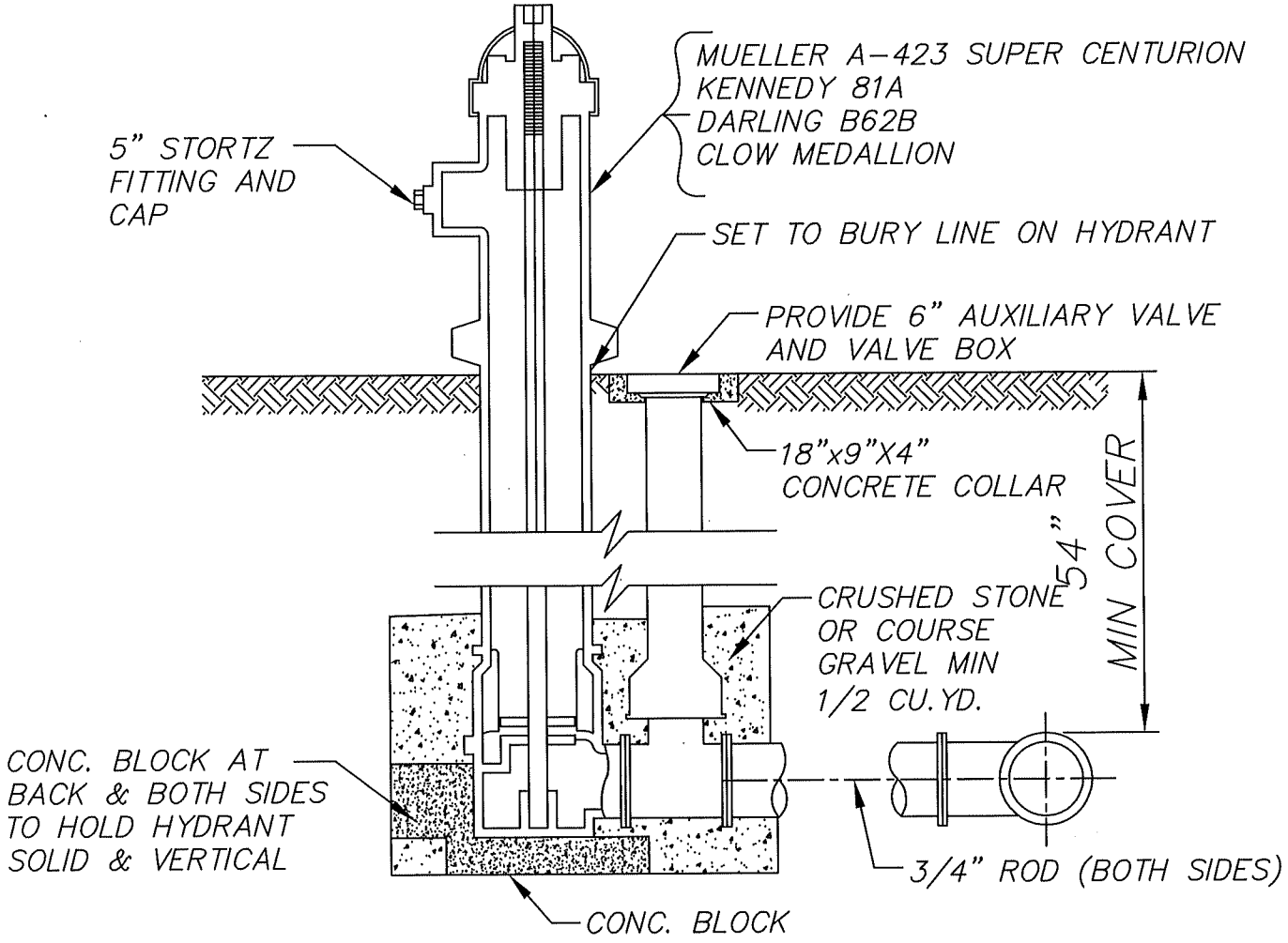
STANDARD NUMBER

W-7

W.M.	F.H. BURIAL DEPTH
6"	5'-0"
8"	5'-0"
10"	5'-0"
12"	5'-0"
16"	5'-6"
18"	5'-6"
20"	5'-6"

ALL FIRE HYDRANTS AND HYDRANT VALVES MUST OPEN LEFT.

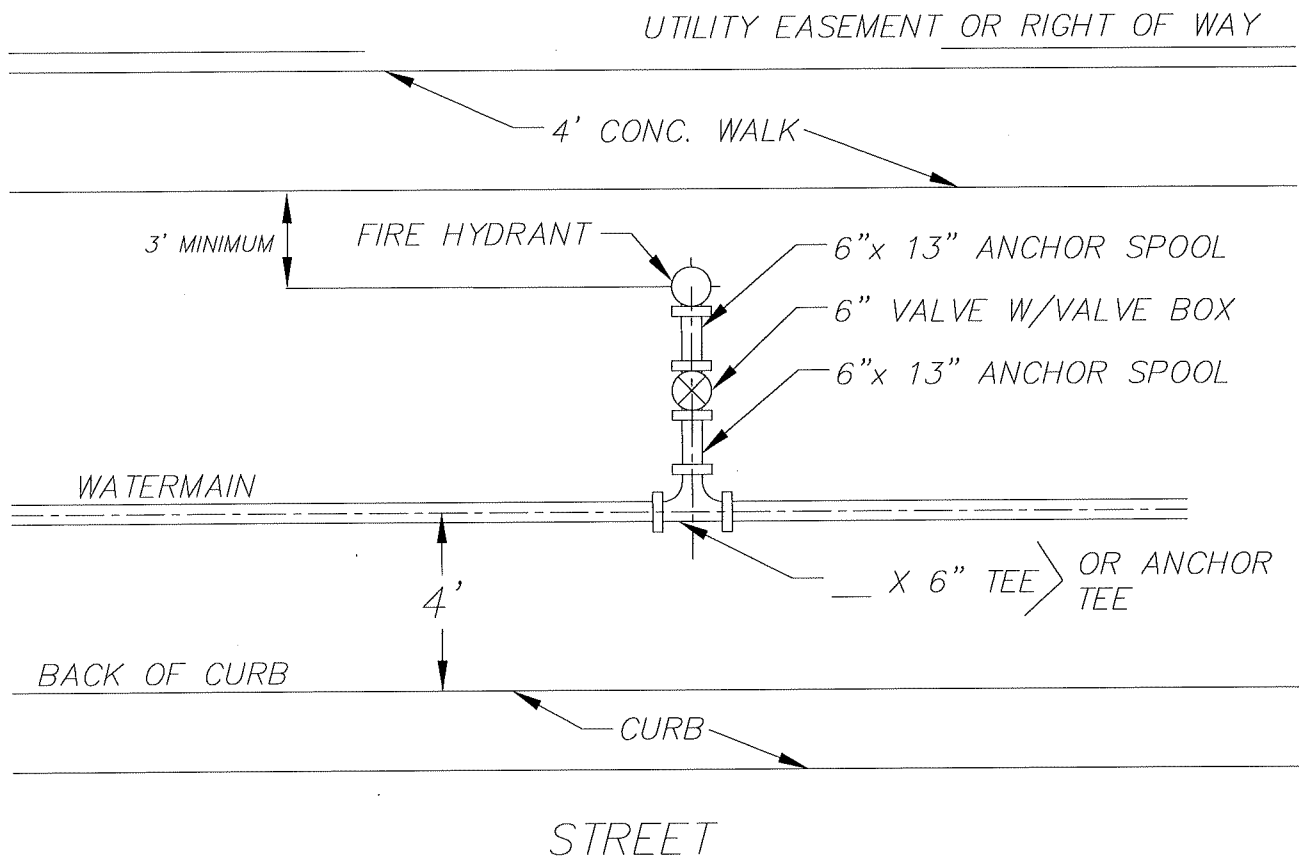
ALL HYDRANTS TO BE 5 1/4" BRONZE TO BRONZE SEAT



1. ALL VALVES MUST BE RESILIENT SEATED.
2. APPROVED VALVE TYPES: CLOW, DRESSER & AMERICAN DARLING. MUST CONFORM TO AWWA C509.
3. RODDING SHALL NOT BE REQ'D IF ANCHOR FLANGES (SPOOLS) ARE USED.
4. HYDRANTS TO BE EQUIPPED WITH PRE-ATTACHED 4.5" NST PUMPER CONNECTION WITH A 5" STORTZ FITTING AND CAP.

HYDRANT SETTING

APPROVED/REVISED MARCH, 2018	WARREN COUNTY STANDARD DETAILS DEPARTMENT OF WATER & SEWER	STANDARD NUMBER W-8
---------------------------------	---	-------------------------------



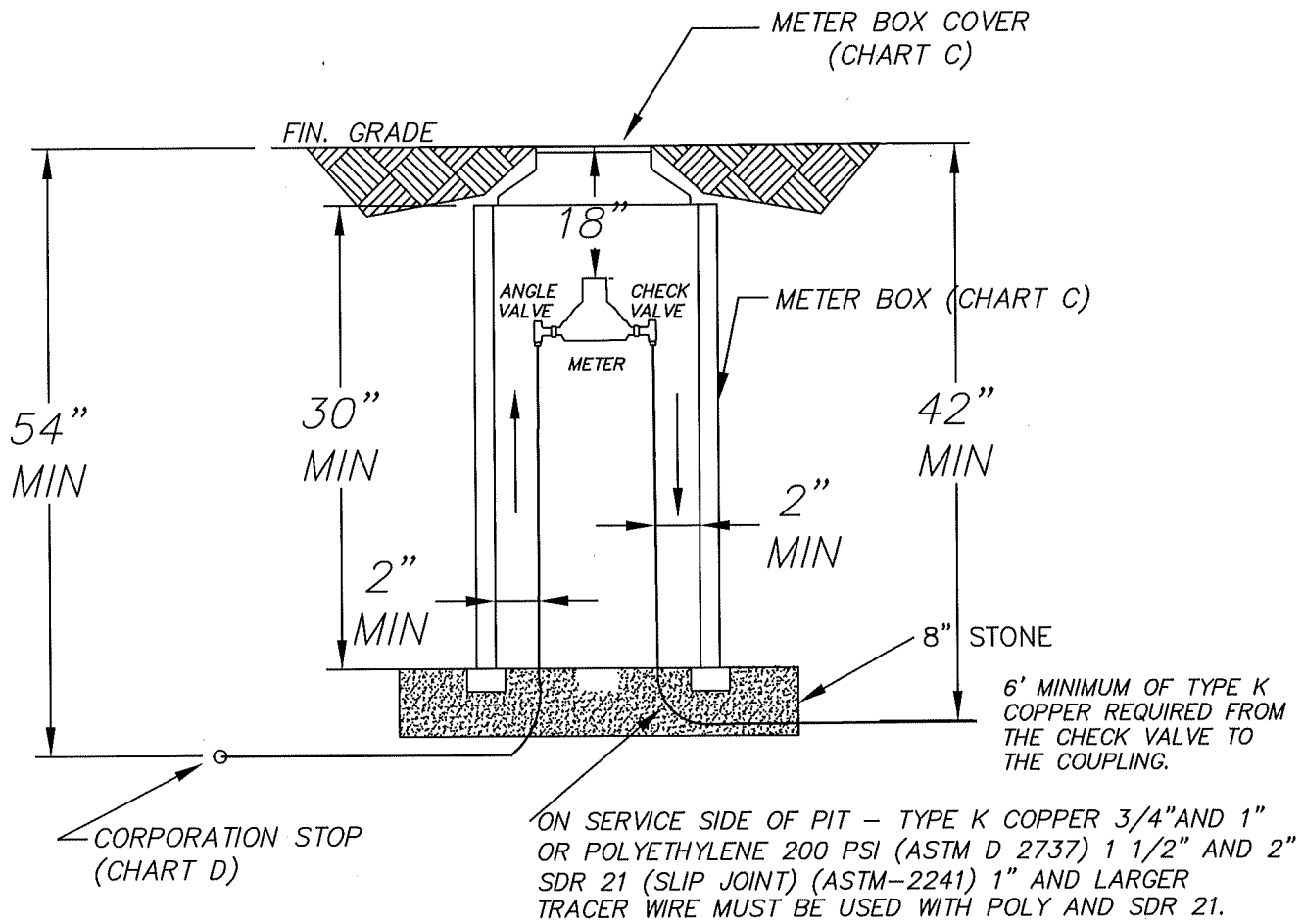
NOTES:

1. HYDRANT, VALVE, BEND & TEE TO BE CLOSE COUPLED (USE RESTRAINED JOINTS).
2. HYDRANT AND VALVE MUST BE A MINIMUM OF 3' FROM ANY PAVED SURFACE.
3. ALL VALVES MUST BE RESILIENT SEATED.
4. APPROVED VALVE TYPES: CLOW, DRESSER & AMERICAN DARLING. MUST CONFORM TO AWWA C509.
5. RODDING SHALL NOT BE REQ'D IF ANCHOR FLANGES (SPOOLS) ARE USED.
6. HYDRANTS TO BE EQUIPPED WITH PRE-ATTACHED 4.5" NST PUMPER CONNECTION WITH A 5" STORTZ FITTING AND CAP.

FIRE HYDRANT ARRANGEMENT

APPROVED/REVISED JUNE, 2012	WARREN COUNTY STANDARD DETAILS DEPARTMENT OF WATER & SEWER	STANDARD NUMBER <b style="font-size: 2em;">W-9
------------------------------------	---	---

METER SIZE	CHART A ANGLE VALVE	CHART B CHECK VALVE	CHART C METER PIT & COVER	CHART D CORP STOP	CHART E COUPLINGS
3/4" - 5/8"	MUELLER P24258-1 FORD BA43-332W McDONALD 4602 B-22	MUELLER P 14269 FORD HA34 323 McDONALD 02-342	METER PIT 20"X30" CARSON #0020213 STRAIGHT WALL METER PIT -OR- 20"X30" OLDCASTLE #0020-S COVER FORD C-3T OR EQUAL	MUELLER P 15008 FORD F-1000 McDONALD MAC-PAK COMPRESSION	FORD C44-33 MUELLER P 15403 McDONALD 4758-22
1"	FORD BA43-444W	FORD HA34-444	METER PIT 20"X30" CARSON #0020213 STRAIGHT WALL METER PIT -OR- 20"X30" OLDCASTLE #0020-S COVER FORD C-3T OR EQUAL	FORD F-1000	FORD C44-44 MUELLER P 15403 McDONALD 4758-22
DOUBLE 3/4"	FORD UVB43-42W	FORD HA34-323	METER PIT 20"X30" CARSON #0020213 STRAIGHT WALL METER PIT -OR- 20"X30" OLDCASTLE #0020-S COVER FORD C-3T OR EQUAL	FORD F-1000	FORD C44-33 MUELLER P 15403 McDONALD 4758-22



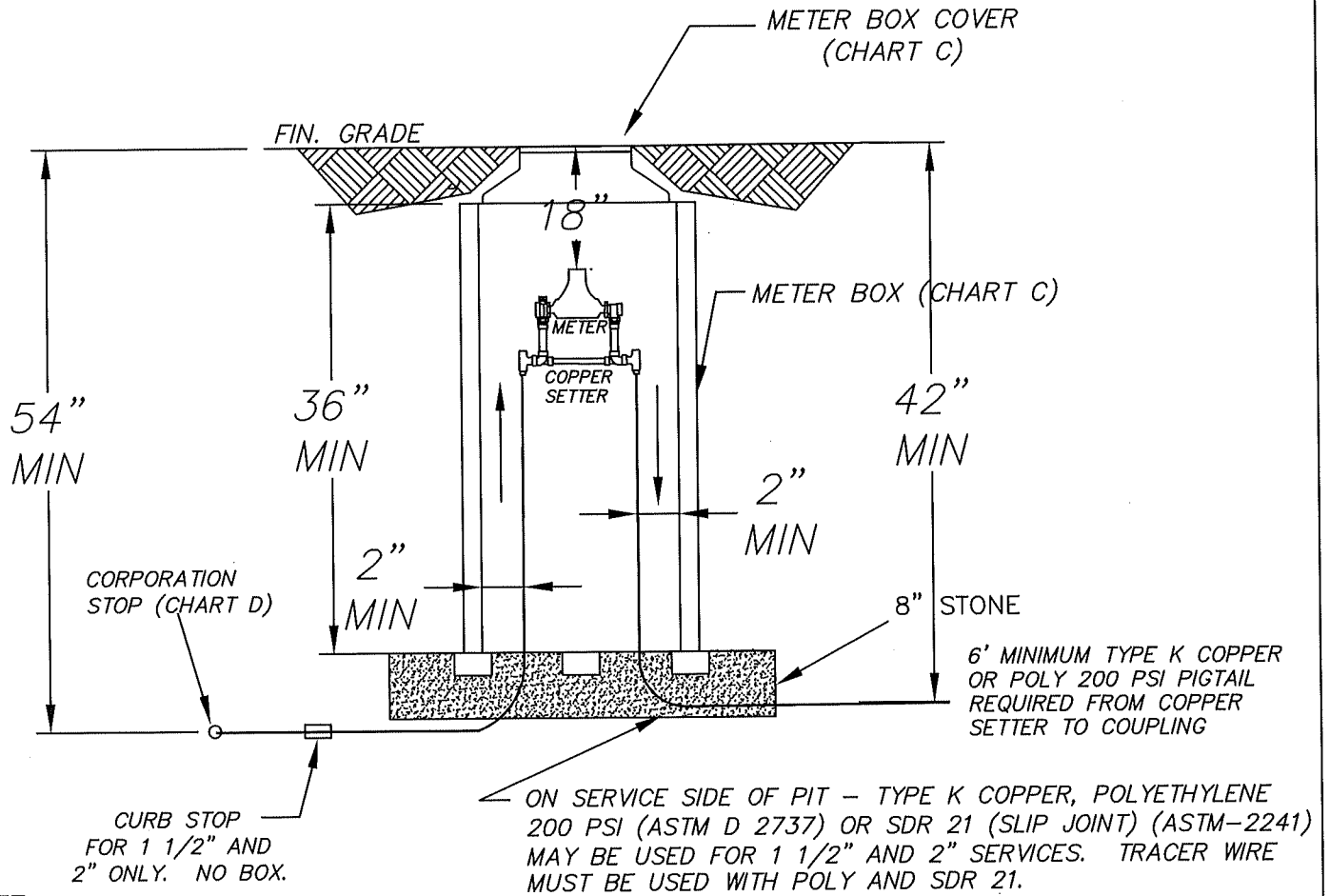
NOTE:

1. BACK FLOW PREVENTER TO BE INSTALLED AHEAD OF ANY SPRINKLER BUT NOT IN METER PIT.

METER BOX DETAIL FOR 3/4" AND 1" METERS

APPROVED/REVISED MARCH, 2018	WARREN COUNTY STANDARD DETAILS DEPARTMENT OF WATER & SEWER	STANDARD NUMBER W-10A
---------------------------------	---	---------------------------------

METER SIZE	COPPER SETTER	CURB STOP	CHART C METER PIT & COVER	CHART D CORP STOP	CHART E COUPLINGS
1 1/2"	FORD VBH76-15-44-66 OR EQUAL	FORD B44-666 OR EQUAL	METER PIT 36" X 36" CARSON, STRAIGHT WALL METER PIT COVER FORD C-3T OR EQUAL	FORD F-1000 FORD F8-1000	FORD C44-66 MUELLER P15403 McDONALD 4758-22
2"	FORD VBH77-15B-44-77 OR EQUAL	FORD B44-777 OR EQUAL	METER PIT 36" X 36" CARSON, STRAIGHT WALL METER PIT COVER FORD C-3T OR EQUAL	FORD F-1000 FORD F8-1000	FORD C44-77 MUELLER P15403 McDONALD 4758-22



NOTE:

1. BACK FLOW PREVENTER TO BE INSTALLED AHEAD OF ANY SPRINKLER BUT NOT IN METER PIT.

METER BOX DETAIL FOR 1 1/2" AND 2" METERS

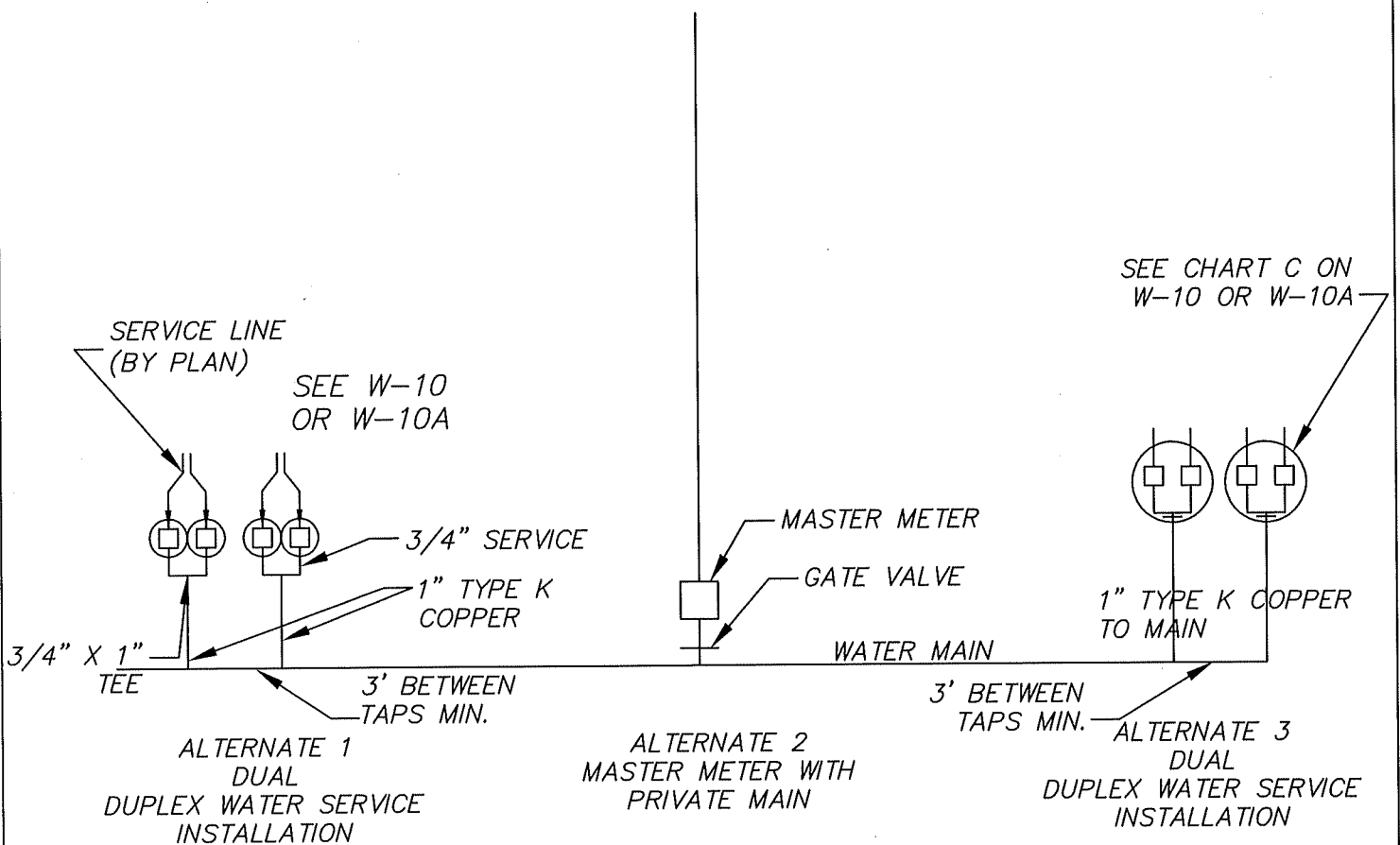
APPROVED/REVISED
MARCH, 2018

WARREN COUNTY STANDARD DETAILS
DEPARTMENT OF WATER & SEWER

STANDARD NUMBER
W-10B

NOTES:

1. PRIVATE MAIN APPLICATION MUST BE ACCOMPANIED BY MAINTENANCE AGREEMENT IN PROPER FORM.
2. MULTIPLE SERVICE LINES ON SINGLE TAPS SHALL BE APPROVED BY THE COUNTY ON A CASE-BY-CASE BASIS.



(TYPICAL LAYOUT)
WATER METER SEE W-10A, W-10B, W-14,
W-15A AND W-15B

MULTIPLE WATER SERVICE CONNECTIONS

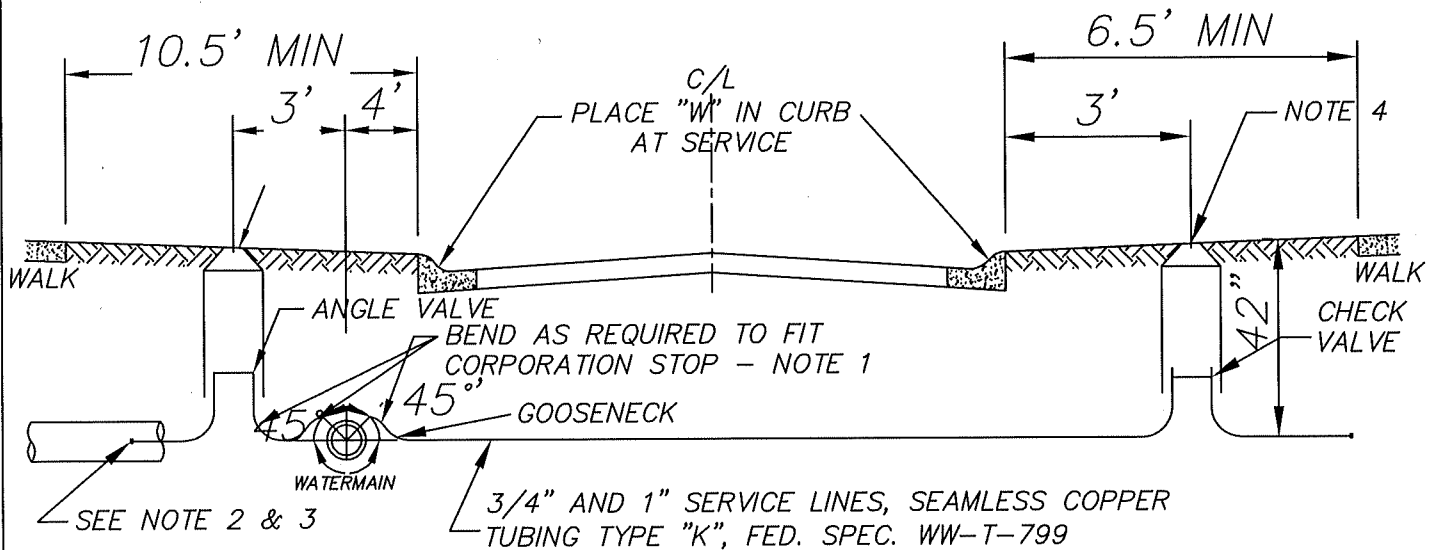
APPROVED/REVISED

MARCH, 2018

WARREN COUNTY STANDARD DETAILS
DEPARTMENT OF WATER & SEWER

STANDARD NUMBER

W-11



OR

1 1/2" AND 2" SERVICE LINES, SEAMLESS COPPER TUBING TYPE "K", FED. SPEC. W-T-799 OR SEAMLESS POLYETHYLENE 200 PSI WITH TRACER WIRE WITH 6' LEAD INTO THE PIT.

NOTES:

- 1) CORPORATION STOP TO BE CAST BRASS OR BRONZE. SEE W-10A OR W-10B.
- 2) ON THE SIDE OF THE ROAD WITH THE WATER MAIN PLASTIC TUBING SHALL BE 20'+/- LONG & EXTEND 23' BEHIND CURB TO CLEAR TELEPHONE & ELECTRIC EASEMENTS.
- 3) CONTRACTOR SHALL PLACE 2" X 4" OR LARGER POSTS, PAINTED BLUE AT BOTH ENDS OF PLASTIC CONDUIT.
- 4) CONTRACTOR SHALL INSTALL A REBAR 5' LONG VERTICALLY AT ANGLE VALVES.
- 5) WATER MAIN WITHIN 3' OF BACK OF CURB MUST HAVE CDF BACKFILL.

TYPICAL WATER SYSTEM DETAIL

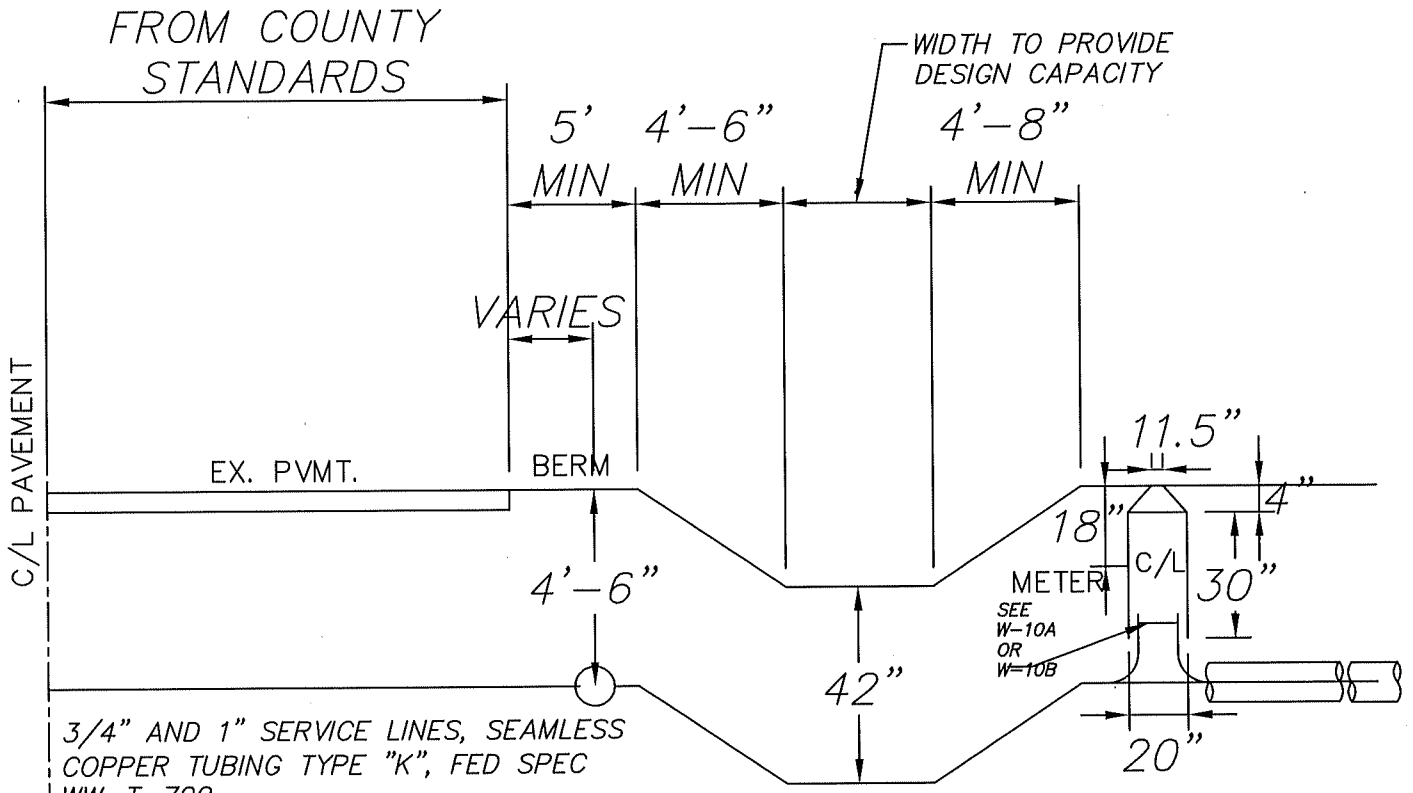
APPROVED/REVISED

MARCH, 2018

WARREN COUNTY STANDARD DETAILS
DEPARTMENT OF WATER & SEWER

STANDARD NUMBER

W-12



3/4" AND 1" SERVICE LINES, SEAMLESS COPPER TUBING TYPE "K", FED SPEC WW-T-799.

OR

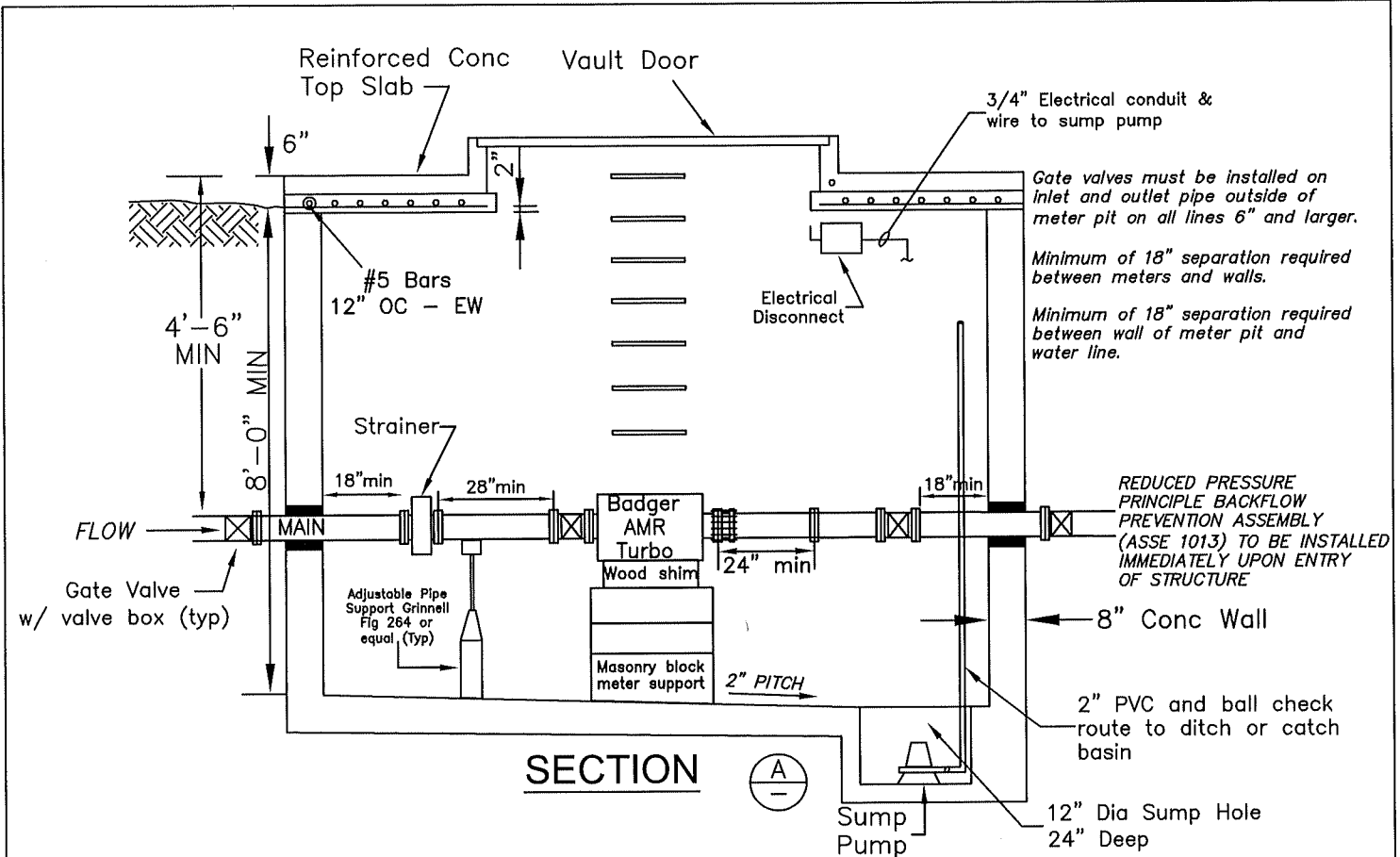
1 1/2" AND 2" SERVICE LINES, SEAMLESS COPPER TUBING TYPE "K", FED. SPEC. W-T-799 OR SEAMLESS POLYETHYLENE 200 PSI WITH TRACER WIRE WITH 6' LEAD INTO THE PIT.

NOTE:

- 1) CORPORATION STOP TO BE CAST BRASS OR BRONZE. SEE W-10A OR W-10B.
- 2) PLASTIC CONDUIT (2" ID) SHALL BE 20'+/- LONG AND EXTEND A MINIMUM OF 2' INTO THE LOTS TO CLEAR UTILITY EASEMENTS.
- 3) CONTRACTOR SHALL PLACE 2"X 4" OR LARGER POSTS, PAINTED BLUE AT BOTH ENDS OF PLASTIC CONDUIT.
- 4) CONTRACTOR SHALL INSTALL A REBAR 5' LONG VERTICALLY AT ANGLE VALVES.
- 5) WATER MAIN WITHIN 3' OF BACK OF CURB MUST HAVE CDF BACKFILL.

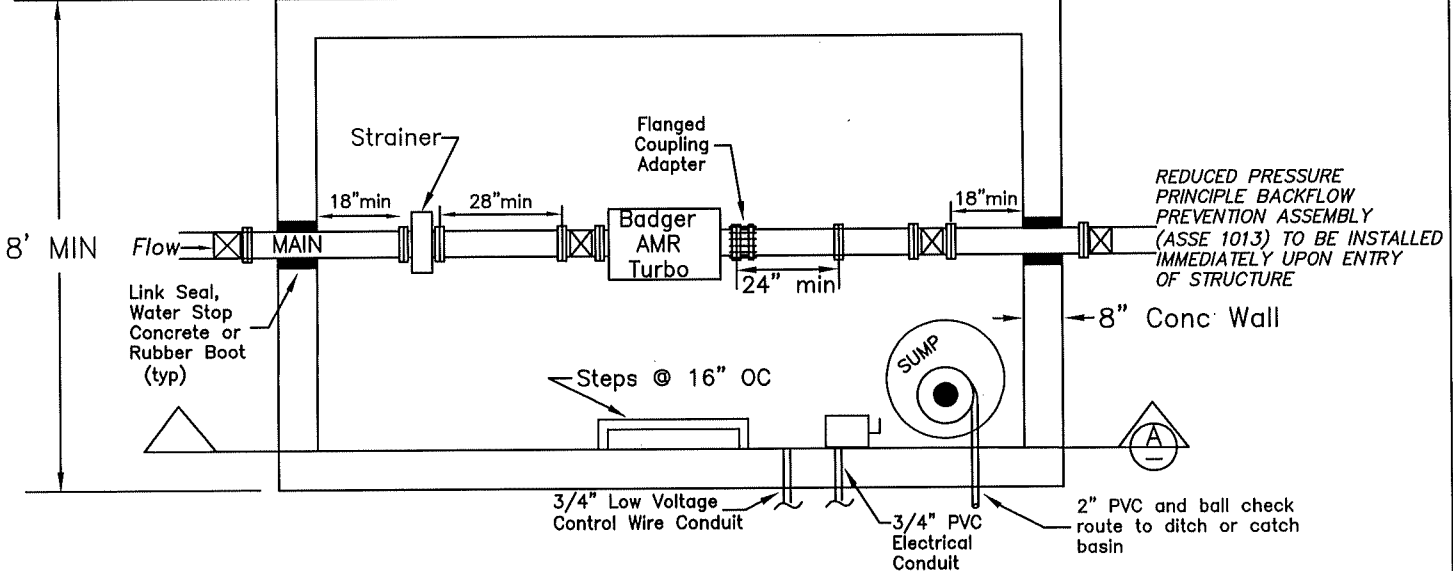
DITCH AND METER LOCATION

APPROVED/REVISED	WARREN COUNTY STANDARD DETAILS DEPARTMENT OF WATER & SEWER	STANDARD NUMBER
MARCH, 2018		W-13



SECTION

	Meter Size	Min Pit Length
WATERPROOF EXTERIOR WALLS	8"	16' - 6"
	6"	14' - 9"
	4"	12' - 2"
	3"	11' - 8"

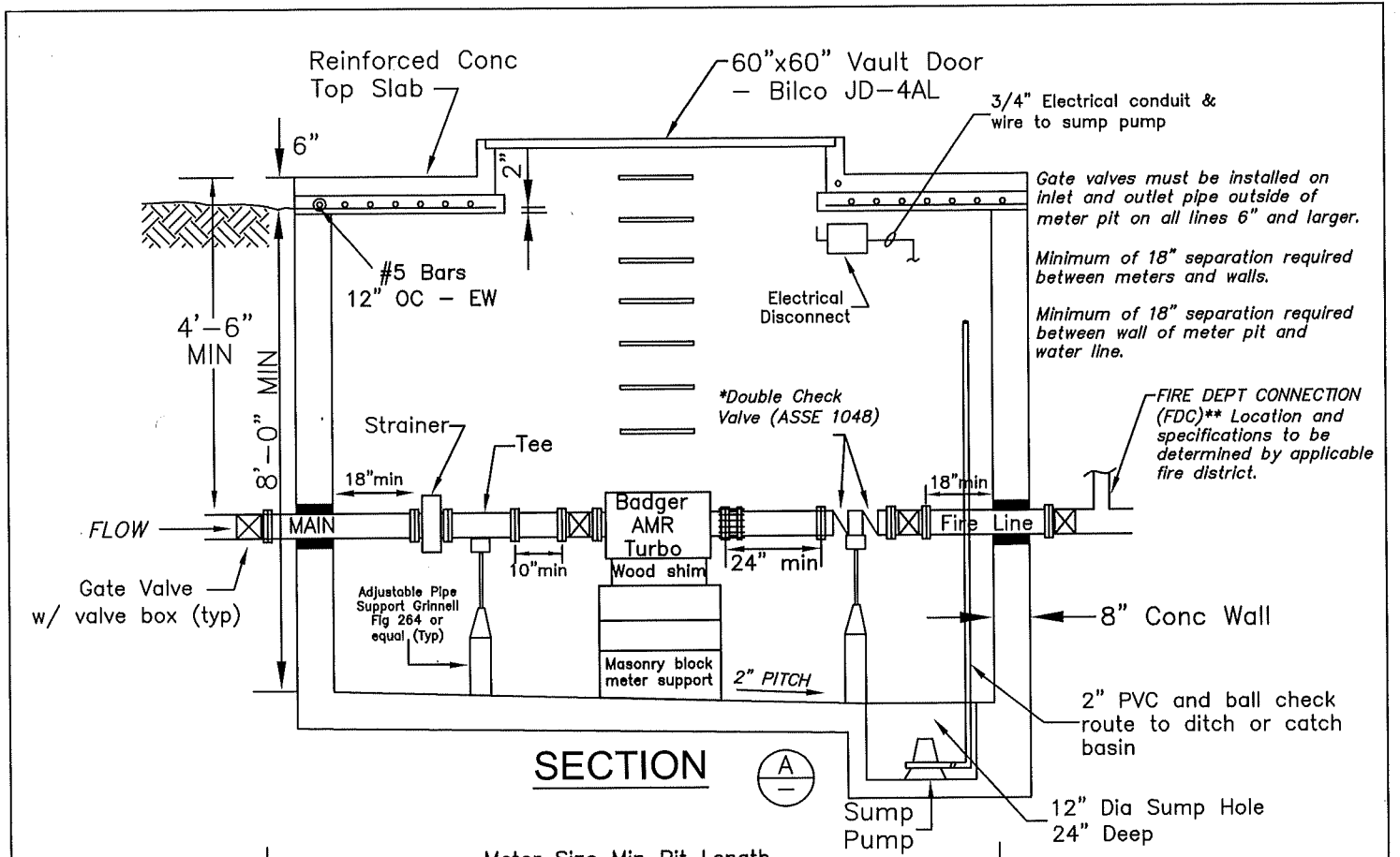


PLAN

NOT TO SCALE

LARGE DOMESTIC WATER METER PIT

APPROVED/REVISED MARCH, 2018	WARREN COUNTY STANDARD DETAILS DEPARTMENT OF WATER & SEWER	STANDARD NUMBER W-14
-------------------------------------	---	------------------------------------



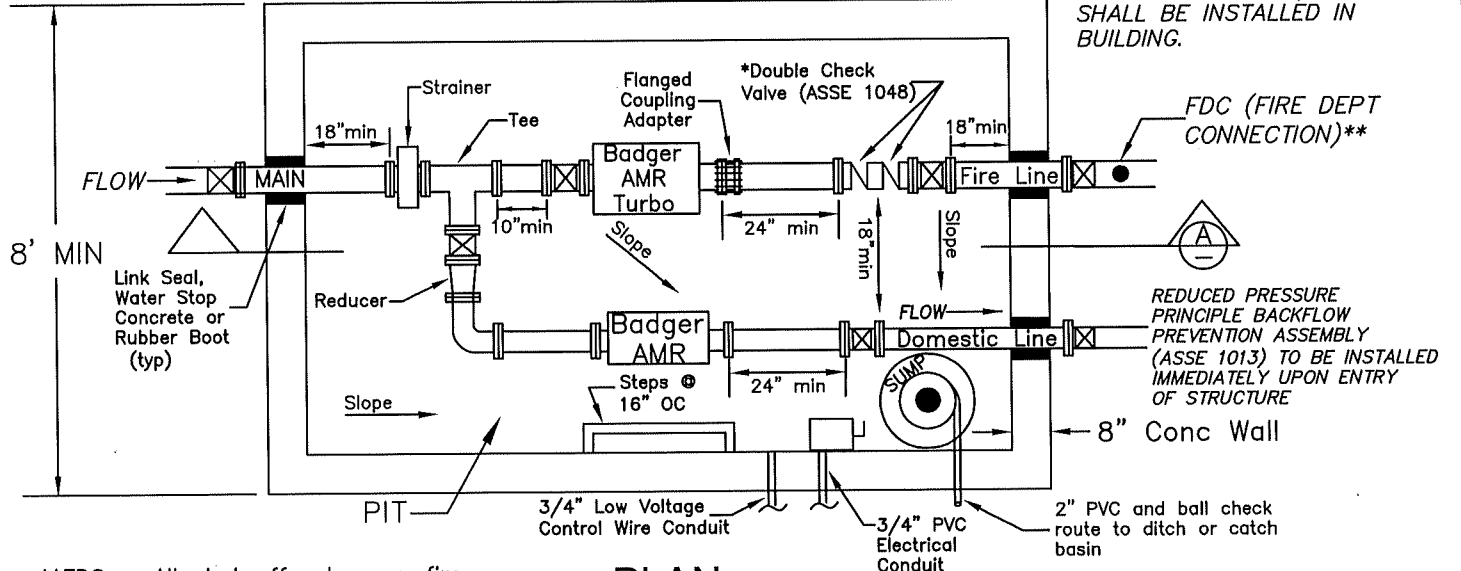
SECTION



Meter Size	Min Pit Length
8"	16' - 6"
6"	14' - 9"
4"	12' - 2"
3"	11' - 8"

WATERPROOF EXTERIOR WALLS

**IF FIRE PROTECTION SYSTEM CONTAINS ADDITIVES, REDUCED PRESSURE PRINCIPAL DETECTOR CHECK ASSEMBLY (ASSE 1047) SHALL BE INSTALLED IN BUILDING.*



PLAN

NOT TO SCALE

****FDC - All shut off valves on fire line shall be electronically monitored per applicable Fire District and Warren County Building Dept.**

ALL PRIVATE FIRE LINES TO BE INSPECTED BY WARREN CO. BUILDING DEPT AND LOCAL FIRE DEPARTMENT.

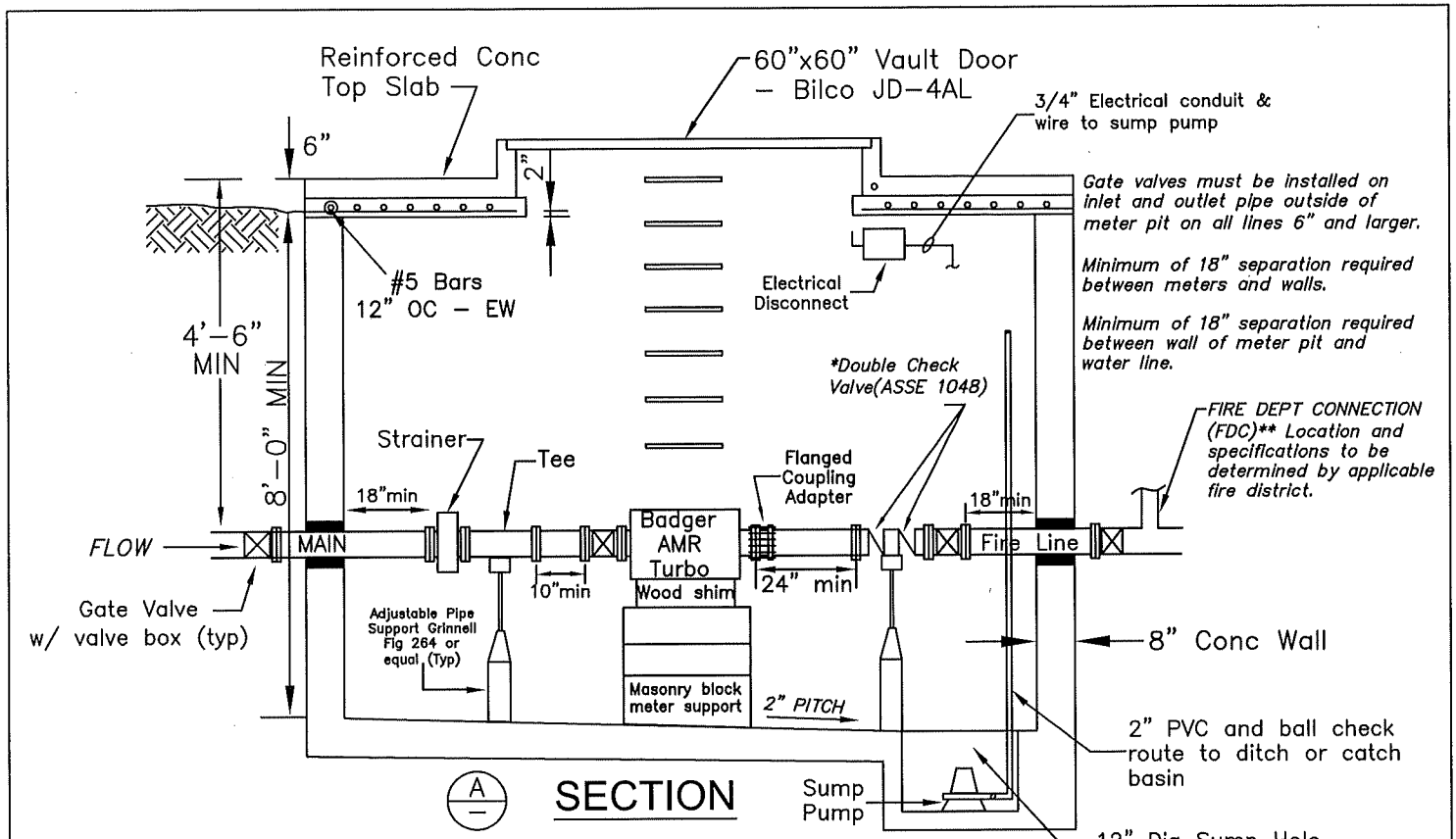
LARGE WATER METER PIT W/ FIRE LINE W/ FDC & DOMESTIC LINE

APPROVED/REVISED
MARCH, 2018

WARREN COUNTY STANDARD DETAILS
DEPARTMENT OF WATER & SEWER

STANDARD NUMBER

W-15A



(A)

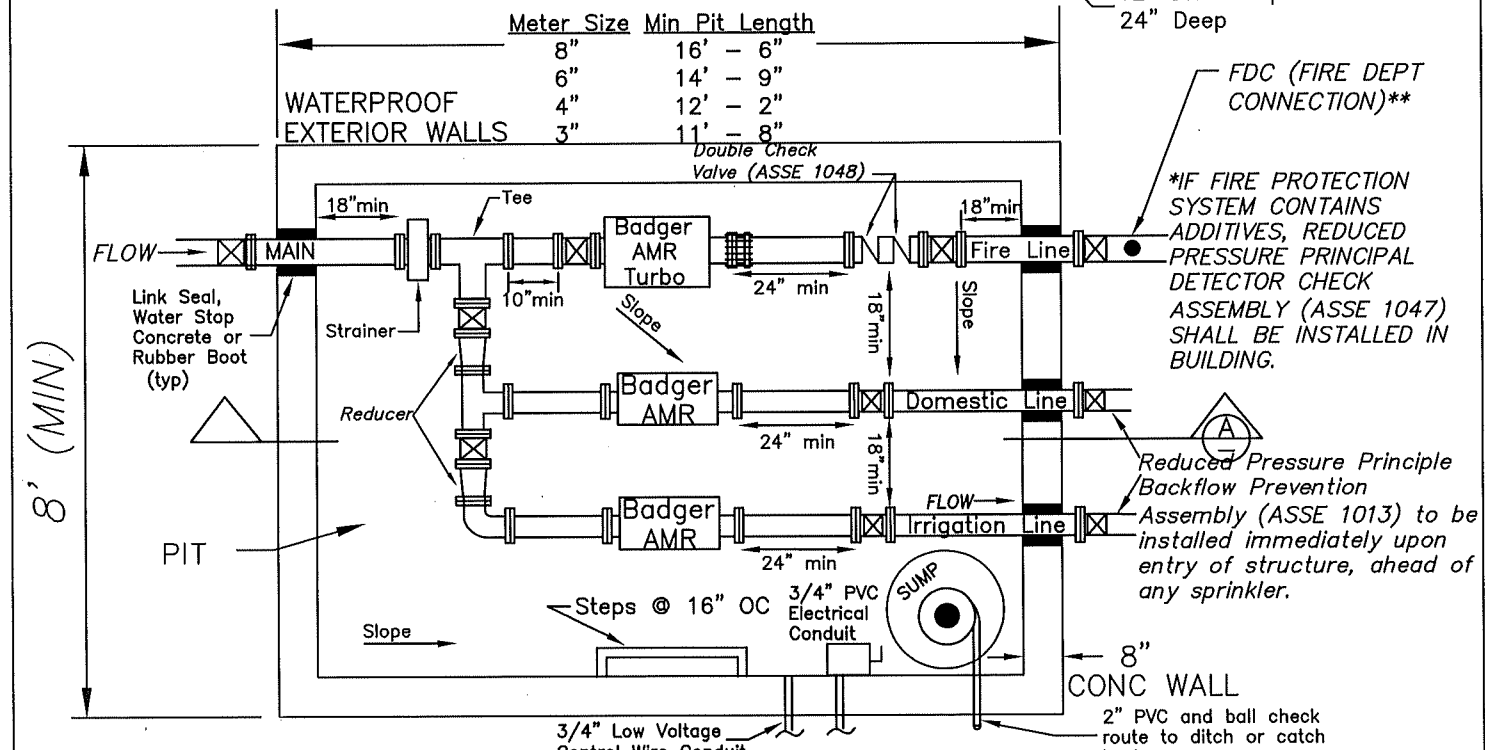
SECTION

Gate valves must be installed on inlet and outlet pipe outside of meter pit on all lines 6" and larger.
Minimum of 18" separation required between meters and walls.
Minimum of 18" separation required between wall of meter pit and water line.

FIRE DEPT CONNECTION (FDC)** Location and specifications to be determined by applicable fire district.

Meter Size	Min Pit Length
8"	16' - 6"
6"	14' - 9"
4"	12' - 2"
3"	11' - 8"

WATERPROOF EXTERIOR WALLS



FDC (FIRE DEPT CONNECTION)**

*IF FIRE PROTECTION SYSTEM CONTAINS ADDITIVES, REDUCED PRESSURE PRINCIPLE DETECTOR CHECK ASSEMBLY (ASSE 1047) SHALL BE INSTALLED IN BUILDING.

Reduced Pressure Principle Backflow Prevention Assembly (ASSE 1013) to be installed immediately upon entry of structure, ahead of any sprinkler.

**FDC - All shut off valves on fire line shall be electronically monitored per applicable Fire District and Warren County Building Dept.

PLAN

NOT TO SCALE

ALL PRIVATE FIRE LINES TO BE INSPECTED BY WARREN CO. BUILDING DEPARTMENT AND LOCAL FIRE DEPARTMENT.

LARGE WATER METER PIT W/ FIRE LINE, DOMESTIC LINE & IRRIGATION LINE

APPROVED/REVISED MARCH, 2018	WARREN COUNTY STANDARD DETAILS DEPARTMENT OF WATER & SEWER	STANDARD NUMBER W-15B
-------------------------------------	---	---------------------------------

Gate Valves - AWWA Resilient Seated with cast iron body, bronze mounted, flanged connections, nonrising stem, fusion epoxy coating, 400 PSI hydrostatic rated. Valve shall be Metro Seal 250 by US Pipe or equal.

Flanged Coupling Adaptors - Flanged adaptor connections for plain end pipe at fittings and valves shall be Dresser Style 127 or 128, or equal.

Vault Door - 60" x 60" double leaf aluminum diamond plate with hold open arm locks. Green space area hatches rated for 300 PSF. Traffic areas shall be AASHTO H-20. Doors shall be JD-4AL or JD-4AL H20 by Bilco or equal.

Strainer - Strainers 6" or smaller must be Badger Bronze Plate Strainers or equal. Screens must be made of non-corrosive 316 stainless steel with 3/16" or 1/4" perforations. Strainers 8" or larger must be Badger Model ML-MS Plate Strainers or equal. Screens must be made of non-corrosive stainless steel.

Sump Pump - Submersible pump with automatic level control, 115V single phase, discharge 25 - 30 gpm at 10 ft TDH. Sump pump operation and maintenance is the responsibility of the owner.

Piping - All piping 3" and larger shall be Class 52 ductile iron with flanged fittings. Piping smaller than 3" shall be threaded steel. Domestic and sprinkler lines shall be Type K Copper through the vault.

Backflow Preventer -
FIRE: ASSE 1048 Double Check Detector or ASSE 1047 Reduced Pressure Principle Detector if additives in system. ASSE 1047 to be installed in the building.
DOMESTIC: ASSE 1013 Reduced Pressure Principle Backflow Prevention Assembly installed immediately upon entry of structure.
IRRIGATION: ASSE 1013 Reduced Pressure Principle Backflow Prevention Assembly installed immediately upon entry of structure and before any sprinklers.
The operation and maintenance of all backflow preventers is the responsibility of the property owner.

LARGE WATER METER PIT EQUIPMENT SCHEDULE

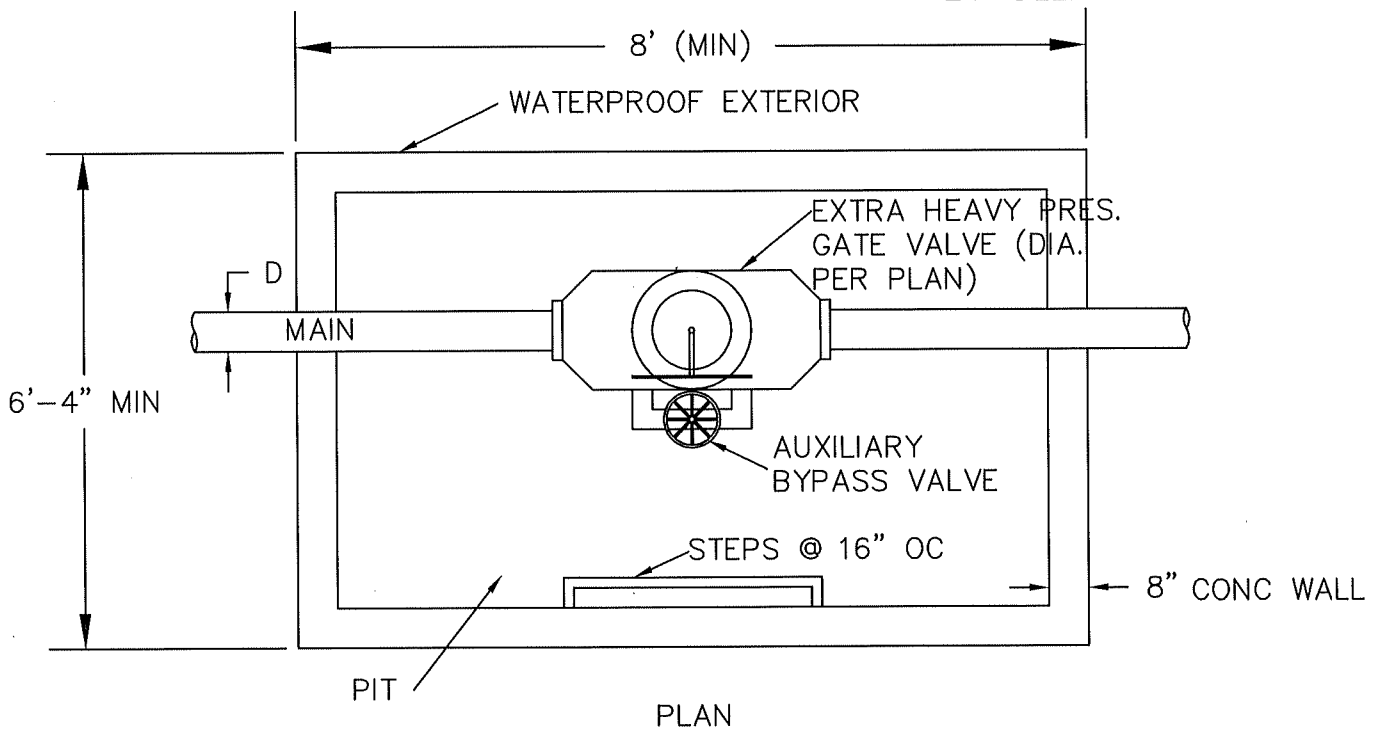
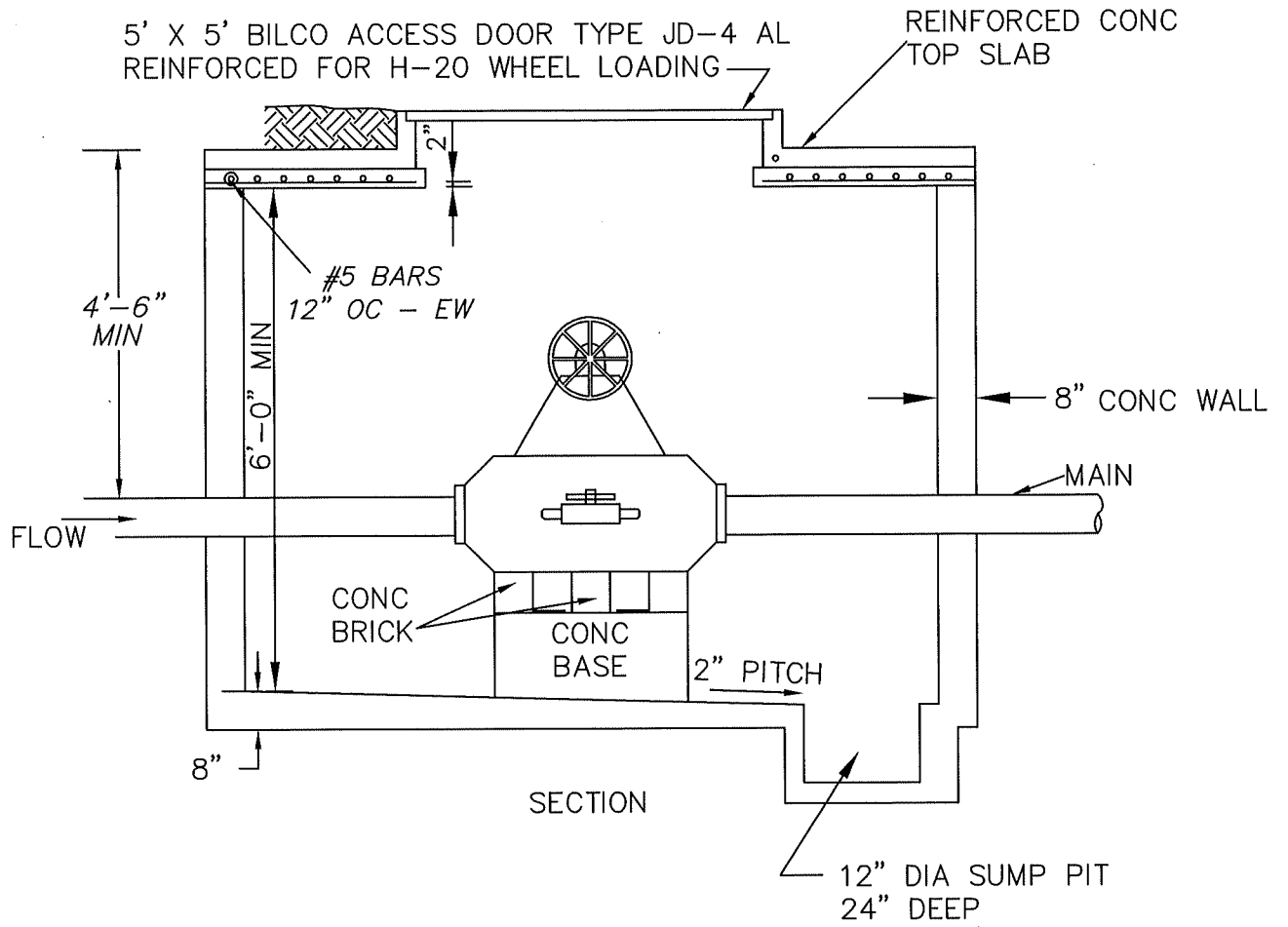
APPROVED/REVISED

MARCH, 2018

WARREN COUNTY STANDARD DETAILS
DEPARTMENT OF WATER & SEWER

STANDARD NUMBER

W-15C



VALVE PIT

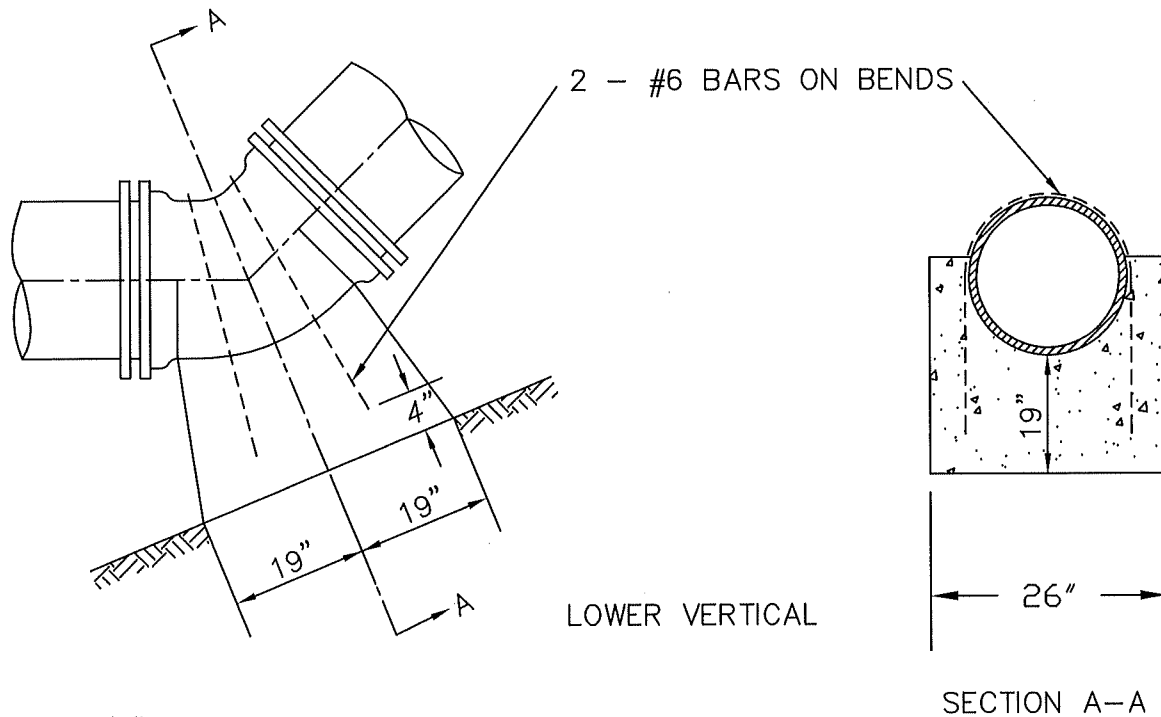
APPROVED/REVISED

MARCH, 2018

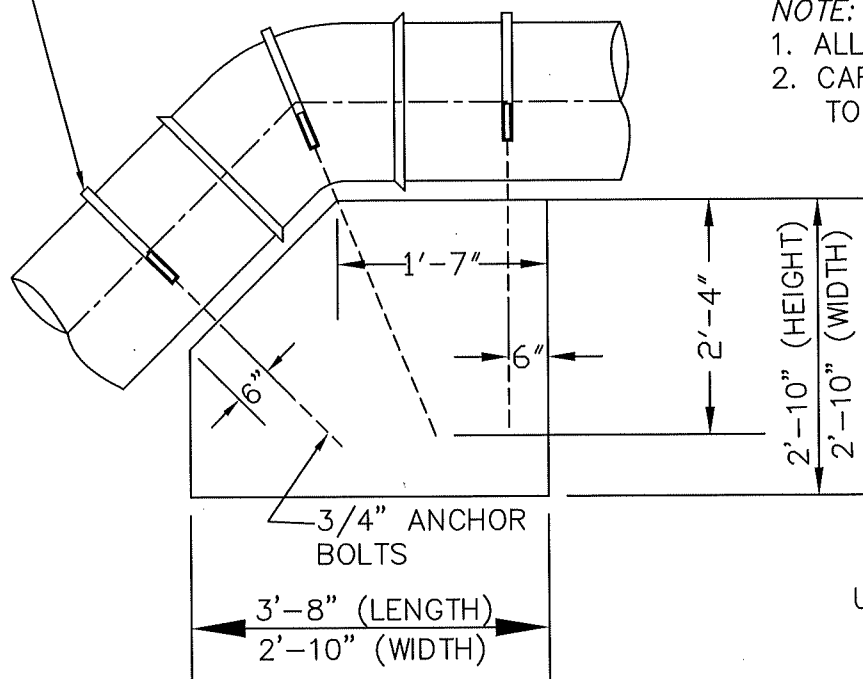
WARREN COUNTY STANDARD DETAILS
DEPARTMENT OF WATER & SEWER

STANDARD NUMBER

W-16



2" WIDE X 1/4" THICK STRAP



NOTE:

1. ALL CONCRETE 4200#
2. CARRY ALL BEARING SURFACES TO FIRM BEARING.

ANCHORS & BUTTRESSES FOR VERTICAL BENDS

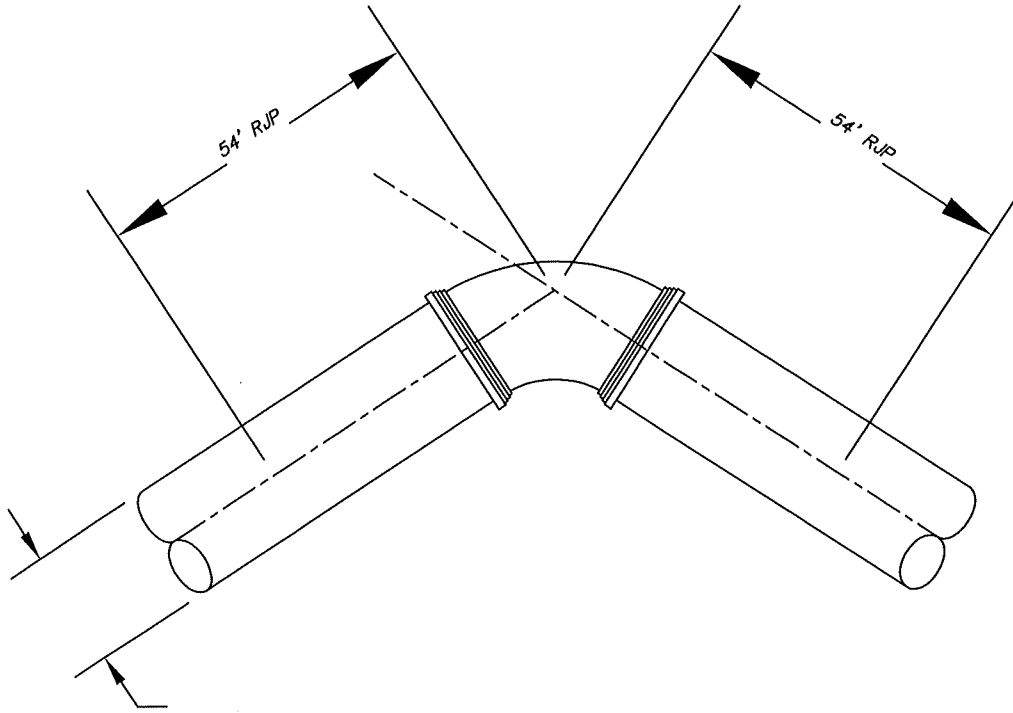
APPROVED/REVISED

MARCH, 2018

WARREN COUNTY STANDARD DETAILS
DEPARTMENT OF WATER & SEWER

STANDARD NUMBER

W-17



MINIMUM 54' OF RESTRAINED JOINT PIPE (RJP) IS REQUIRED BEFORE AND AFTER ALL BENDS. REFER TO TABLE BELOW.

RESTRAINT OPTIONS:

MECHANICAL JOINT W/ MEGALUGS ~ ALL SIZES OF PIPE
 MJ FIELD LOCKS ~ < 24" PIPE

TABLE
 REQUIRED LENGTH OF RESTRAINED JOINTS
 d-DIAMETER OF PIPE
 l-LENGTH OF PIPE

d	4"	6"	8"	10"	12"	16"	20"	24"
l	54'	54'	54'	54'	66'	98'	125'	145'

REQUIRED RESTRAINED JOINTS FOR BENDS

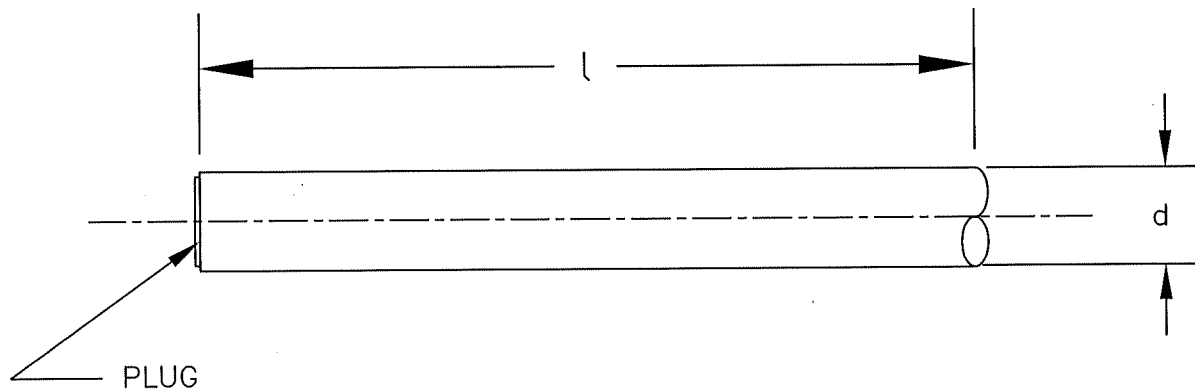
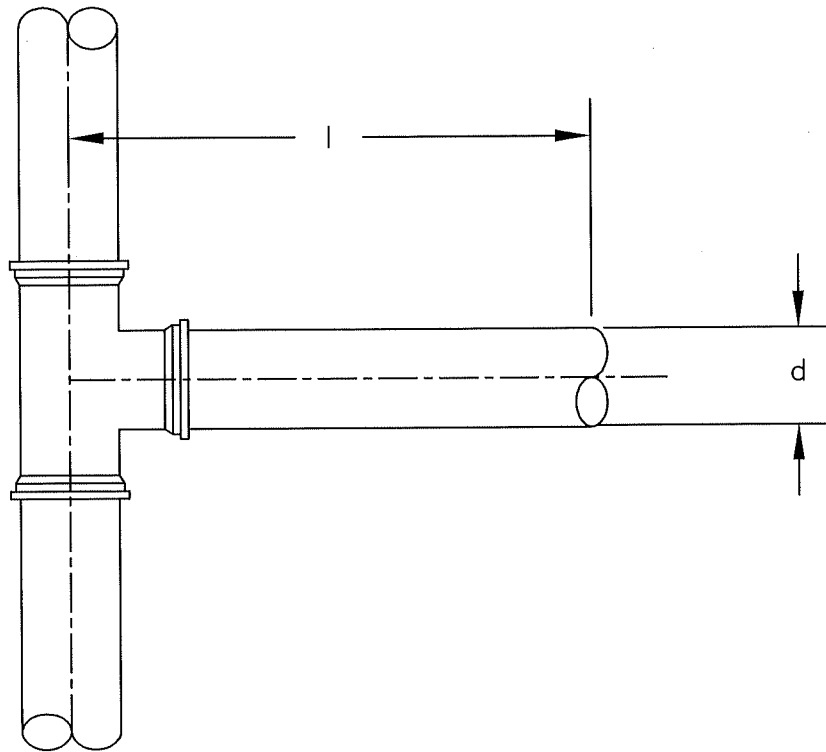
APPROVED/REVISED

MARCH, 2018

WARREN COUNTY STANDARD DETAILS
 DEPARTMENT OF WATER & SEWER

STANDARD NUMBER

W-18



MINIMUM 54' OF RESTRAINED JOINT PIPE (RJP) IS REQUIRED BEFORE AND AFTER ALL BENDS. REFER TO TABLE BELOW.

TABLE
 REQUIRED LENGTH OF RESTRAINED JOINTS
 d-DIAMETER OF PIPE
 l-LENGTH OF PIPE

d	4"	6"	8"	10"	12"	16"	20"	24"
l	54'	54'	54'	54'	66'	98'	125'	145'

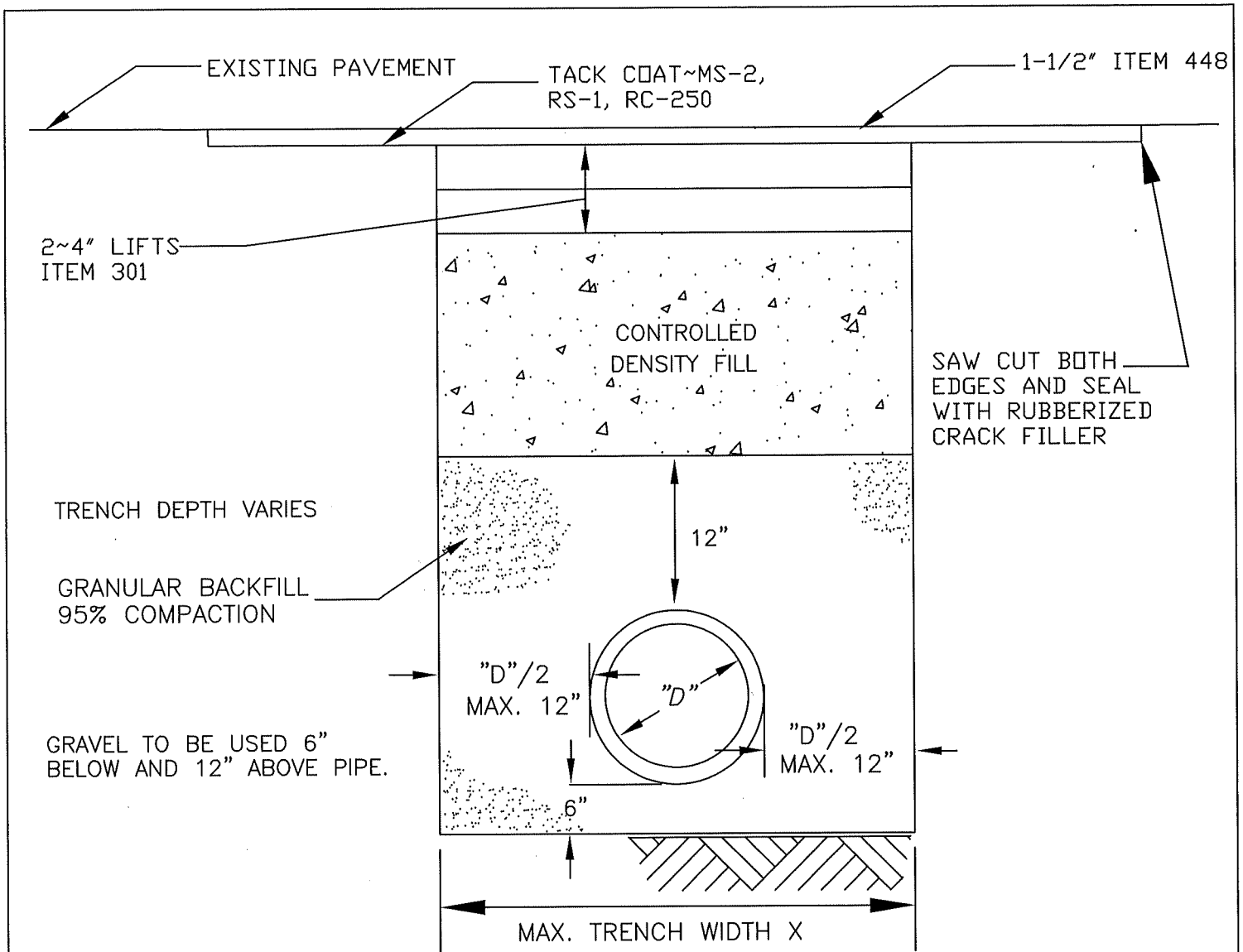
REQUIRED RESTRAINED JOINTS – DEAD END VALVES,
 PLUGS, CAPS & TEES

APPROVED/REVISED
 MARCH, 2018

WARREN COUNTY STANDARD DETAILS
 DEPARTMENT OF WATER & SEWER

STANDARD NUMBER

W-19



ALL DIMENSIONS ARE MINIMUM – ACTUAL TO BE PER COUNTY ENGINEER OR ODOT INSTRUCTIONS & PERMIT.

TRAFFIC MUST BE MAINTAINED AT ALL TIMES; LIGHTS, SIGNS, BARRICADES AND IF NECESSARY, FLAGMAN AND WATCHMEN TO BE ON JOB FOR PROTECTION OF THE PUBLIC. STREET PLATES MUST CONFORM TO COUNTY ENGINEER OR ODOT REQUIREMENTS.

FLASHFILL OR CONTROLLED DENSITY FILL TO A MINIMUM DISTANCE OF 5 FEET BEYOND THE EDGE OF PAVEMENT. TRENCH BACKFILL AND PAVEMENT RESTORATION MUST CONFORM TO THE APPLICABLE WARREN COUNTY ENGINEER OR ODOT SPECIFICATIONS.

EXISTING PAVEMENT EDGES SHALL BE NEATLY AND SQUARELY TRIMMED AND/OR MILLED. PAVEMENT MUST MATCH EXISTING ROAD THICKNESS OR AS SPECIFIED BY COUNTY ENGINEER OR ODOT.

ROAD PAVEMENT CUT AND RESTORATION AT ROADWAY CROSSING

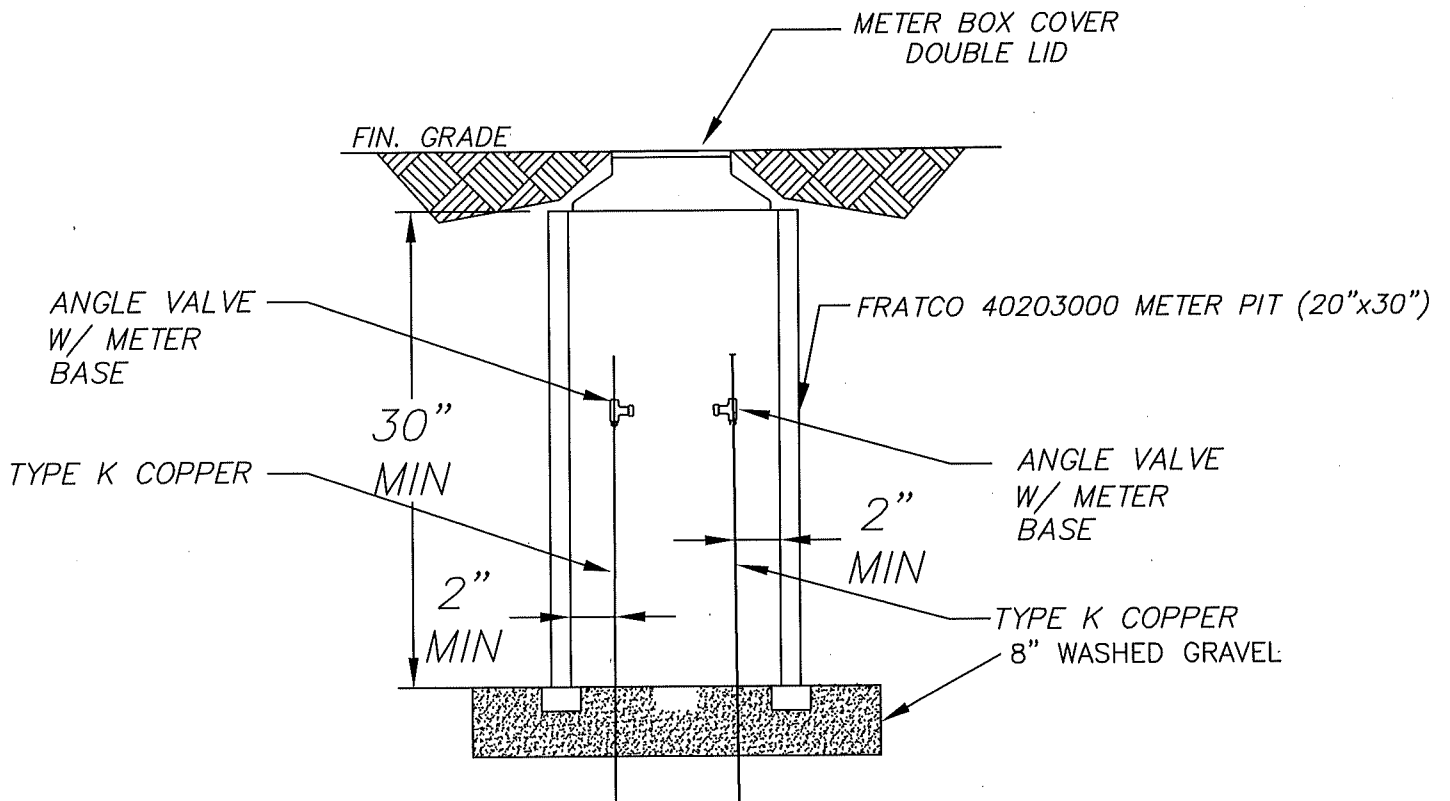
APPROVED/REVISED

MARCH, 2018

WARREN COUNTY STANDARD DETAILS
DEPARTMENT OF WATER & SEWER

STANDARD NUMBER

W-20



NOTE:

CONNECT ON BOTH SIDES OF MAIN LINE GATE VALVE WITH 3/4" TYPE K COPPER CORP STOPS. INSTALL METER PIT & LID WITH 3/4" TYPE K COPPER LINES A MINIMUM OF 18" BELOW METER LID. ONE (1) ANGLE VALVE WITH METER BASE SHALL BE INSTALLED ON BOTH LINES.

METER TEST PIT AT CREEK CROSSING

APPROVED/REVISED MARCH, 2018	WARREN COUNTY STANDARD DETAILS DEPARTMENT OF WATER & SEWER	STANDARD NUMBER W-21
-------------------------------------	---	------------------------------------

WATER

1. ALL WATER MAINS SHALL HAVE A MINIMUM COVER OF 4'-6".
- A) ALL WATER SERVICE LATERALS SHALL HAVE A MINIMUM COVER OF 42".
2. ALL WATER MAINS SHALL BE DUCTILE IRON CONFORMING WITH AWWA SPEC. C-151 CLASS 52 IN SIZES 4"-16" AND PSI CLASS 350 FOR 20" AND ABOVE.
3. COMPACT FITTINGS ARE PERMITTED.
4. ALL WATER VALVES MUST OPEN LEFT. ALL VALVE BOX LIDS MUST BE CAST/STAMPED "WCWD" IN 1 1/2" LETTERS AND BE NEENAH NF-19130002 OR EQUAL. ALL VALVE EXTENSIONS TO HAVE SET SCREWS.
5. A CONCRETE SLAB MUST BE PROVIDED AT FINAL GRADE AROUND ALL MAIN VALVE BOXES. THE SLABS MUST BE EIGHTEEN INCHES (18") SQUARE /CIRCLE AND NINE INCHES (9") THICK. PRE-FABRICATED CONCRETE RINGS ARE ACCEPTABLE.
6. WATER AND SEWER LINES SHALL HAVE A MINIMUM OF TEN FEET (10') HORIZONTAL SEPARATION AND/ OR TWO FEET (2') VERTICAL SEPARATION.
7. NO GATE VALVE, METER PIT, BLOW OFF OR CORPORATION STOP SHALL BE LOCATED UNDER OR WITHIN THREE FEET (3') OF DRIVEWAYS, ROADWAYS OR SIDEWALKS.
8. NO DRIVEWAY SHALL BE INSTALLED WITHIN FIVE FEET (5') OF A FIRE HYDRANT.
9. A MINIMUM OF THREE FEET (3') IS REQUIRED BETWEEN CORPORATION STOPS. NO TAP SHALL BE MADE WITHIN THREE (3') OF A BELL.
10. THE LOCATION OF WATER SERVICE LATERALS MUST BE STAMPED IN THE CURB AT THE TIME THE CURB IS PLACED TO PERMANENTLY INDICATE THE LOCATION OF SAID LATERALS.
11. THE LOCATION OF ALL WATER SERVICE LATERALS, BENDS, TEES, ETC. MUST BE PROVIDED ON THE AS-BUILT PLANS. ALL OF THESE APPURTENANCES SHOULD BE SURVEYED IN STATE PLANE COORDINATES AND ELECTRONICALLY DELIVERED WITH AS-BUILTS.
12. CONTRACTOR SHALL SUBMIT AS-BUILT PLANS OF SANITARY AND WATER LATERALS TO THE OWNER.
13. ALL WATER MAINS CROSSING UNDER STORM DRAINS SHALL BE BACK-FILLED WITH GRANULAR MATERIAL, O.D.O.T. ITEM 310.02, BETWEEN MAINS AND DRAINS.

APPROVED/REVISED

MARCH, 2018

WARREN COUNTY STANDARD DETAILS
DEPARTMENT OF WATER & SEWER

STANDARD NUMBER

WG-1A

WATER

14. EACH SERVICE LATERAL MUST BE A CONTINUOUS PIECE OF PIPE FROM THE CORP STOP TO THE METER. COUPLINGS SHALL NOT BE ALLOWED. TYPE K COPPER SHALL BE USED FOR 3/4" AND 1" SERVICES. POLYETHYLENE 200 PSI (COPPER TUBE SIZE) MAY BE USED FOR 1 1/2" AND 2" SERVICES. TRACER WIRE MUST BE USED WITH POLY AND SDR 21.
15. SERVICE LINES 1" AND LARGER MUST BE EITHER TYPE K COPPER, POLY 200 PSI (ASTM D-2737) OR SDR 21 (SLIP JOINT) (ASTM-2241). TRACER WIRE MUST BE TAPED EVENLY EVERY 3' ON POLY AND SDR 21 FROM THE METER PIT INTO THE STRUCTURE BEING SERVED (A 3' LEAD IS REQUIRED INSIDE THE PIT).
16. 1 1/2" AND 2" SERVICE LINES FROM THE CORP STOP TO THE METER PIT MUST BE TYPE K COPPER OR POLYETHYLENE 200 PSI. POLY MUST HAVE A TRACER WIRE. SEE W-10B.
17. FIRE HYDRANTS MUST BE PROVIDED AT THE ENTRANCE TO ALL SUBDIVISIONS AND AT ALL STREET INTERSECTIONS.
18. AN APPROVED BACKFLOW PREVENTION ASSEMBLY SHALL BE INSTALLED ON ALL WATER SERVICE LATERALS BY THE PROPERTY OWNER PRIOR TO ANY POINT OF CONNECTION OR USAGE. THE FOLLOWING DEVICES AND LOCATIONS ARE REQUIRED.
 - A) RESIDENTIAL DWELLING UNITS (3 FAMILY OR LESS): LOCATED IMMEDIATELY UPON ENTRY OF STRUCTURE. DUEL CHECK VALVE A.S.S.E. 1024.
 - B) LANDSCAPE IRRIGATION SYSTEMS: REDUCED PRESSURE PRINCIPLE BACKFLOW PREVENTION ASSEMBLY A.S.S.E. 1013. LOCATED IMMEDIATELY UPON ENTRY OF STRUCTURE.
 - C) FIRE PROTECTION SYSTEMS: DOUBLE CHECK DETECTOR CHECK ASSEMBLY A.S.S.E. 1048 OR REDUCED PRESSURE PRINCIPLE DETECTOR CHECK A.S.S.E. 1047 IF SYSTEM CONTAINS ADDITIVES; A.S.S.E. 1048 LOCATED IN VAULT AND A.S.S.E. 1047 LOCATED IN BUILDING.
 - D) NON-RESIDENTIAL SERVICES: REDUCED PRESSURE PRINCIPLE BACKFLOW PREVENTION ASSEMBLY A.S.S.E. 1013, LOCATED IMMEDIATELY UPON ENTRY OF STRUCTURE.
19. SWAB PIPE WITH 50 PPM CHLORINE SOLUTION BEFORE INSTALLATION.
20. ALL NEW WATER MAINS SHALL BE PRESSURE TESTED FOR 2 HOURS AT 200 PSI, WHICHEVER IS GREATER. ALLOWABLE LEAKAGE SHALL BE PER TABLE 6A OF AWWA C-600.
21. DEDUCT METERS SHALL NOT BE ALLOWED.
22. NO IRRIGATION CONNECTIONS SHALL BE ALLOWED IN THE METER PIT.
23. BACK FLOW PREVENTER THAT COMPLIES WITH A.S.S.E. 1013 IS TO BE INSTALLED AHEAD OF ANY SPRINKLER BUT NOT IN METER PIT.
24. ALL MATERIALS USED SHALL BE DOMESTIC, MADE IN THE UNITED STATES OF AMERICA.

APPROVED/REVISED

MARCH, 2018

WARREN COUNTY STANDARD DETAILS
DEPARTMENT OF WATER & SEWER

STANDARD NUMBER

WG-1B

PROCEDURE FOR CONNECTION TO EXISTING WATER SYSTEM

1. *MUST NOTIFY WARREN COUNTY WATER DEPARTMENT THREE (3) DAYS IN ADVANCE OF ANY SHUT DOWN. WARREN COUNTY WILL ISSUE THE SHUT DOWN NOTIFICATION AND/OR BOIL ADVISORY TO AFFECTED CUSTOMERS PER OHIO EPA REQUIREMENTS IF DETERMINED NECESSARY BY WARREN COUNTY.*
2. *EXPOSE EXISTING MAIN AT PROPOSED CONNECTION POINT. NO WET TAP SHALL BE MADE WITHIN THREE (3) FEET OF A BELL OR PIPE CONNECTION.*
3. *COUNTY PERSONNEL TO OPERATE CLOSING OF APPROPRIATE VALVES TO ISOLATE LINE TO BE TAPPED.*
4. *INSTALL PROPER TAPPING SLEEVE AND TAPPING VALVE. THE TAPPING SLEEVE AND VALVE SHALL BE TESTED AT 200 PSI FOR A PERIOD OF AT LEAST 5 MINUTES. THE PIPE SLUG MUST BE REMOVED AND INSPECTED BY COUNTY PERSONNEL.*
5. *IF THE TAPPING SLEEVE AND VALVE WILL BE UNDER FUTURE PAVEMENT, THE BURIED VALVE MUST BE LEFT OPEN AND A NEW VALVE SET OUT OF PAVEMENT.*
6. *FIELD CUT EXISTING MAIN AS NECESSARY TO ACCOMMODATE TEE AND CLOSE COUPLED VALVES AT EACH END OF TEE. CARE IS TO BE TAKEN SO AS NOT TO GET DIRT IN EXISTING MAIN.*
7. *THOROUGHLY CLEAN AND DISINFECT PIPE AND APPURTENANCES TO BE INSTALLED.*
8. *INSTALL TEE AND VALVES – DRESSER COUPLINGS CAN BE USED IF NECESSARY. PROPOSED MAIN VALVE IS TO BE CAPPED AND SHUT OFF. EXISTING MAIN IS THEN TO BE RETURNED TO SERVICE BY COUNTY PERSONNEL.*
9. *CONSTRUCTION OF PROPOSED MAIN IS TO BE COMPLETED WITHIN A JOINT OF CONNECTION TO TEE AND VALVES INSTALLED ABOVE.*
10. *ENTIRE LINE IS TO BE PRESSURE TESTED AND DISINFECTED TO COUNTY STANDARDS.*
11. *ENTIRE LENGTH OF PIPE IS TO BE THOROUGHLY CLEANED AND DISINFECTED PRIOR TO INSTALLATION. PERMATEX CHLORINE TABLETS TO BE USED FOR DISINFECTION. DOSAGE SHALL BE PER MANUFACTURER'S SPECIFICATIONS BASED ON PIPE MATERIAL.*
12. *NEW MAIN IS TO BE PUT INTO SERVICE BY COUNTY PERSONNEL.*
13. *TAPPING SLEEVES/SADDLES TO BE TWO-PIECE CAST IRON OR DUCTILE IRON (MUELLER H615). JCM412 OR FORD FTSS TAPPING SLEEVES PERMITTED ON C-900. SIZE ON SIZE TAPPING SLEEVES ARE NOT PERMITTED.*

APPROVED/REVISED

MARCH, 2018

WARREN COUNTY STANDARD DETAILS
DEPARTMENT OF WATER & SEWER

STANDARD NUMBER

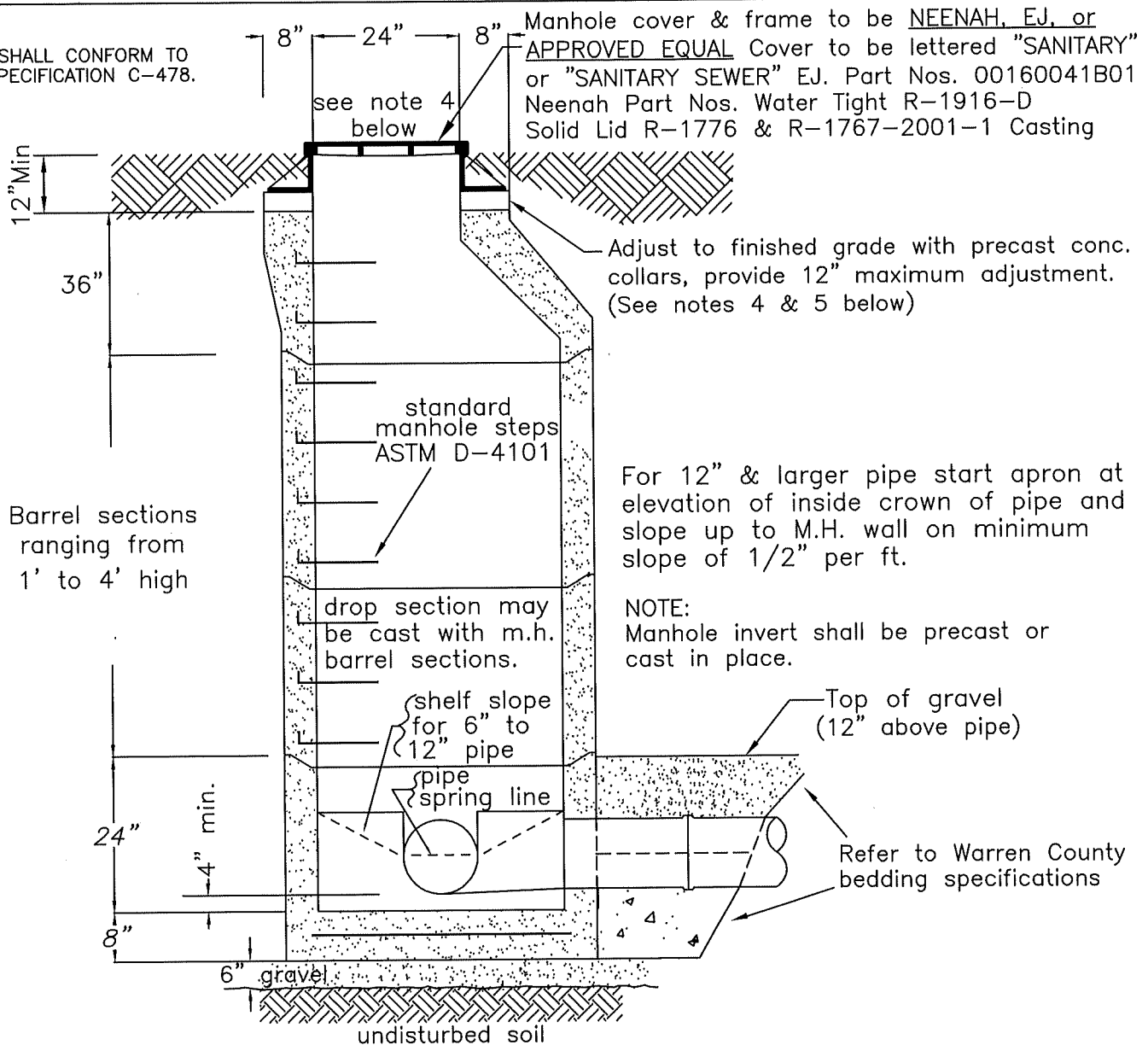
WG-2

PROCEDURE FOR RELOCATING OR LOWERING SERVICE LATERAL
AND RELOCATING OR BRINGING TO GRADE METER PITS

1. ALL AFFECTED USERS MUST BE NOTIFIED FORTY-EIGHT (48) HOURS IN ADVANCE AS TO THE TIME AND DURATION OF THE SHUTOFF. ANY DISCONTINUANCE OF SERVICE MUST BE COORDINATED THROUGH WARREN COUNTY PRIOR TO ANY SHUT DOWN.
2. ALL WORK MUST BE PERFORMED ACCORDING TO ALL WARREN COUNTY SPECIFICATIONS, PARTICULARLY W-10A, W-10B, AND W-12.
3. EACH SERVICE LATERAL MUST BE A CONTINUOUS PIECE OF PIPE FROM THE CORP STOP TO THE METER. COUPLINGS SHALL NOT BE PERMITTED. TYPE K COPPER SHALL BE USED FOR 3/4" AND 1" SERVICES. POLYETHYLENE 200 PSI MAY BE USED FOR 1 1/2" AND 2" SERVICES.
4. METER PITS MUST BE ADJUSTED TO GRADE USING RING RISERS OR PIT RISERS. METERS MUST BE ADJUSTED WITH METER RESETTERS (FORD V42).
5. ALL PROCEDURES MUST BE DISCUSSED AT A PRECONSTRUCTION MEETING PRIOR TO THE INITIATION OF CONSTRUCTION.

APPROVED/REVISED	WARREN COUNTY STANDARD DETAILS DEPARTMENT OF WATER & SEWER	STANDARD NUMBER
MARCH, 2018		WG-3

MANHOLE SHALL CONFORM TO
A.S.T.M. SPECIFICATION C-478.



For 12" & larger pipe start apron at elevation of inside crown of pipe and slope up to M.H. wall on minimum slope of 1/2" per ft.

NOTE:
Manhole invert shall be precast or cast in place.

NOTES:

- 1.) Minimum wall thickness and steel reinforcing to conform with A.S.T.M. designation C-478. Steel shall be cold drawn wire in accordance with A.S.T.M. designation A-82.
- 2.) Water tight gaskets are required at all joints (C-443 for rubber type joints).
- 3.) Except as otherwise noted on the sewer staking plan, where pipe sizes change at the manhole, the inside tops of pipes to be set at the same elevation.
- 4.) Top of casting shall be even with finished grade at paved locations (roadways and parking lots) and at developed lots. In undeveloped lots, top of casting to be a minimum of 12" above finished grade or as otherwise shown on plan.
- 5.) Within a new subdivision, temporary adjusting collar must be provided 1 foot above rough/finished grade. Risers (12" maximum) are permitted. Manholes shall be lowered to finished grade when subdivision improvements are completed and the lot is built on.
- 6.) No manhole, or any portion of a manhole, shall be located under a sidewalk or driveway. Manholes shall only be allowed in roadway pavement upon permission by the County Sanitary Engineer.
- 7.) A minimum drop of 0.20' must be maintained between inlet and outlet inverts.

PRECAST MANHOLE

APPROVED/REVISED

MARCH, 2018

WARREN COUNTY STANDARD DETAILS
DEPARTMENT OF WATER & SEWER

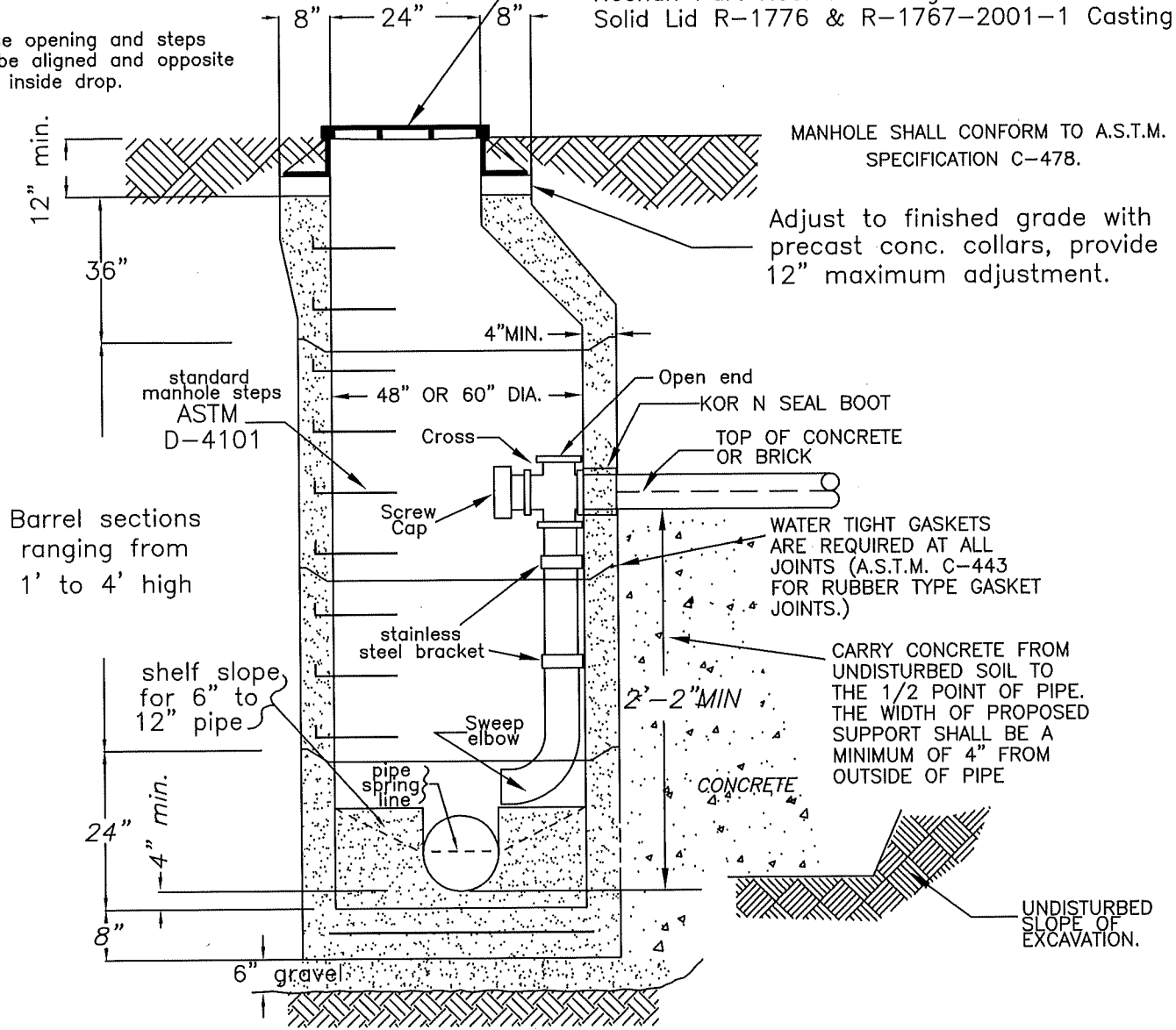
STANDARD NUMBER

S-1

NOTE: Top of casting shall be at finished grade at paved locations (roadways and parking lots) and at developed lots. In undeveloped lots, top of casting to be a minimum of 12" above finished grade or as shown on plan.

Manhole cover & frame to be NEENAH, EJ, or APPROVED EQUAL.
 Cover to be lettered "SANITARY" or "SANITARY SEWER"
 EJ. Part Nos. 00160041B01
 Neenah Part Nos. Water Tight R-1916-D
 Solid Lid R-1776 & R-1767-2001-1 Casting

Manhole opening and steps must be aligned and opposite of the inside drop.



MANHOLE SHALL CONFORM TO A.S.T.M. SPECIFICATION C-478.

Adjust to finished grade with precast conc. collars, provide 12" maximum adjustment.

WATER TIGHT GASKETS ARE REQUIRED AT ALL JOINTS (A.S.T.M. C-443 FOR RUBBER TYPE GASKET JOINTS.)

CARRY CONCRETE FROM UNDISTURBED SOIL TO THE 1/2 POINT OF PIPE. THE WIDTH OF PROPOSED SUPPORT SHALL BE A MINIMUM OF 4" FROM OUTSIDE OF PIPE

UNDISTURBED SLOPE OF EXCAVATION.

Note:

Except as otherwise noted on the sewer staking plan, where pipe sizes change at the MH, the inside tops of pipes to be at the same elevation.

Minimum wall thickness and steel reinforcing to conform with ASTM designation C-478. Steel shall be cold drawn wire in accordance with ASTM designation A-82.

No manhole, or any portion of a manhole, shall be located under a sidewalk or driveway. Manholes shall only be allowed in roadway pavement upon permission by the County Sanitary Engineer.

Within a new subdivision, temporary adjusting collar must be provided 1 foot above rough/finished grade. Risers (12" maximum) are permitted. Manholes shall be lowered to finished grade when subdivision improvements are completed and the lot is built on.

PRECAST MANHOLE INSIDE DROP CONNECTION

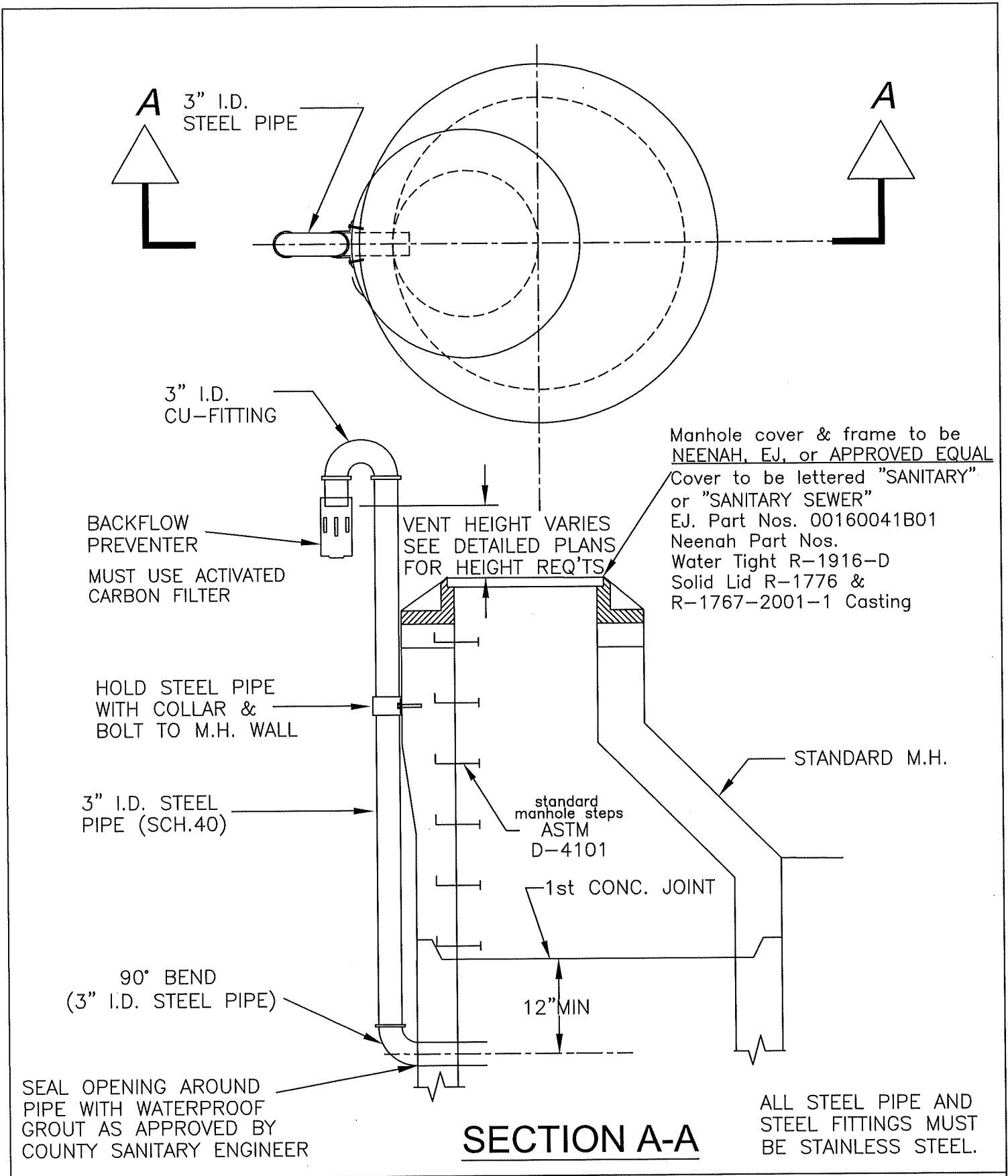
APPROVED/REVISED

MARCH, 2018

WARREN COUNTY STANDARD DETAILS
 DEPARTMENT OF WATER & SEWER

STANDARD NUMBER

S-2



VENTED MANHOLE

APPROVED/REVISED

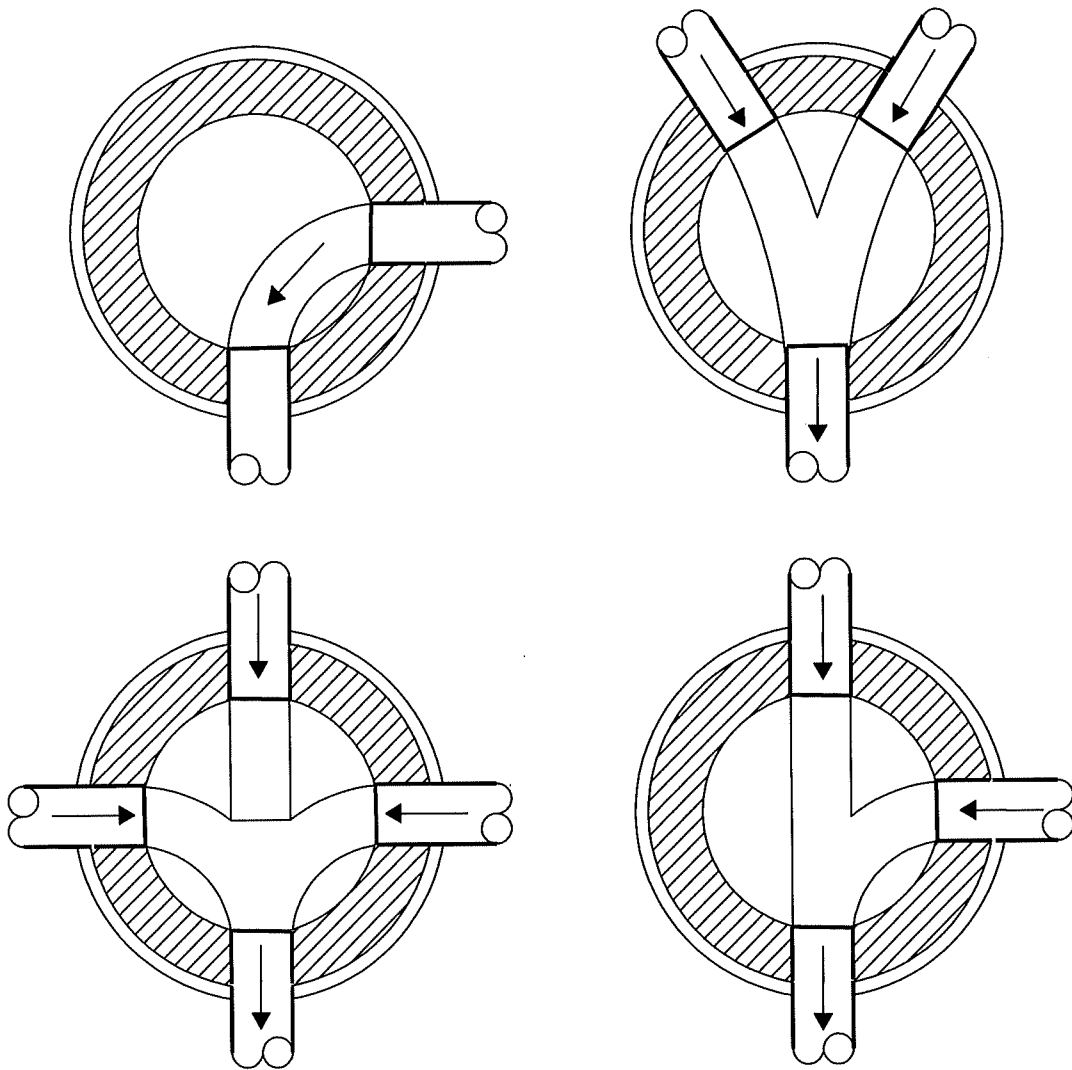
MARCH, 2018

WARREN COUNTY STANDARD DETAILS
DEPARTMENT OF WATER & SEWER

STANDARD NUMBER

S-3

A minimum drop of 0.20' must be maintained between inlet and outlet inverts.



NOTE: MODIFY MANHOLE CHANNEL ENTRANCE CONDITIONS SHOWN TO SUIT ENTRANCE NEEDS OF INDIVIDUAL CASES, MAINTAINING CHANNEL CONCEPT.

CHANNELS MUST BE SUITABLE FOR INSTALLATION & REMOVAL OF EXPANSION PLUG USED FOR FLUSHING.

ALL CONSTRUCTION DETAILS & DIMENSIONS ARE TO CONFORM TO THOSE SHOWN FOR STANDARD MANHOLES.

ALL CHANNELS MUST BE SMOOTH AND UNIFORM. TRANSITION MUST NOT CREATE OBSTRUCTION TO FLOW.

MANHOLE CHANNELS

APPROVED/REVISED

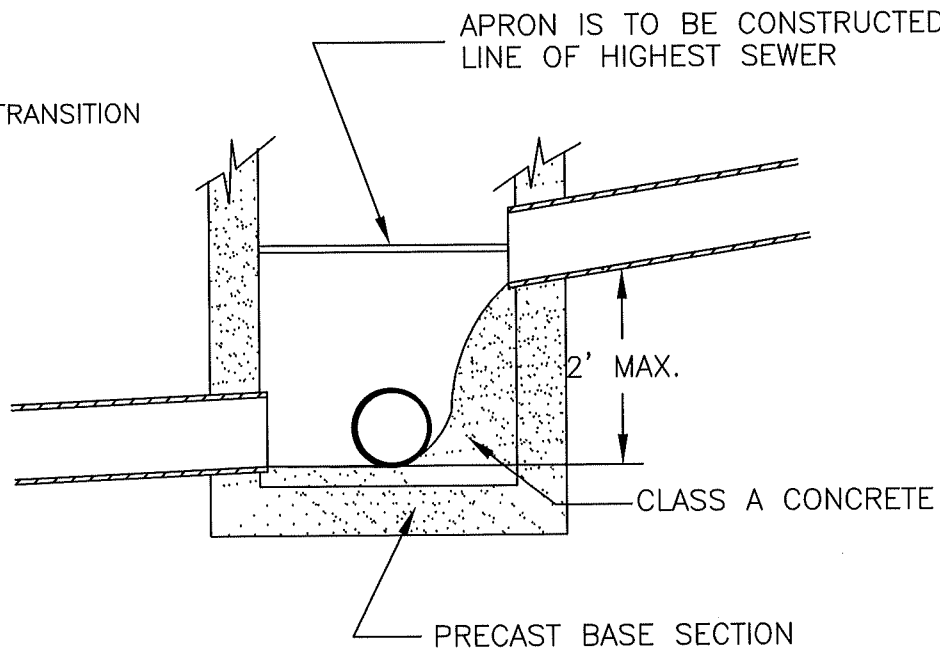
MARCH, 2018

WARREN COUNTY STANDARD DETAILS
DEPARTMENT OF WATER & SEWER

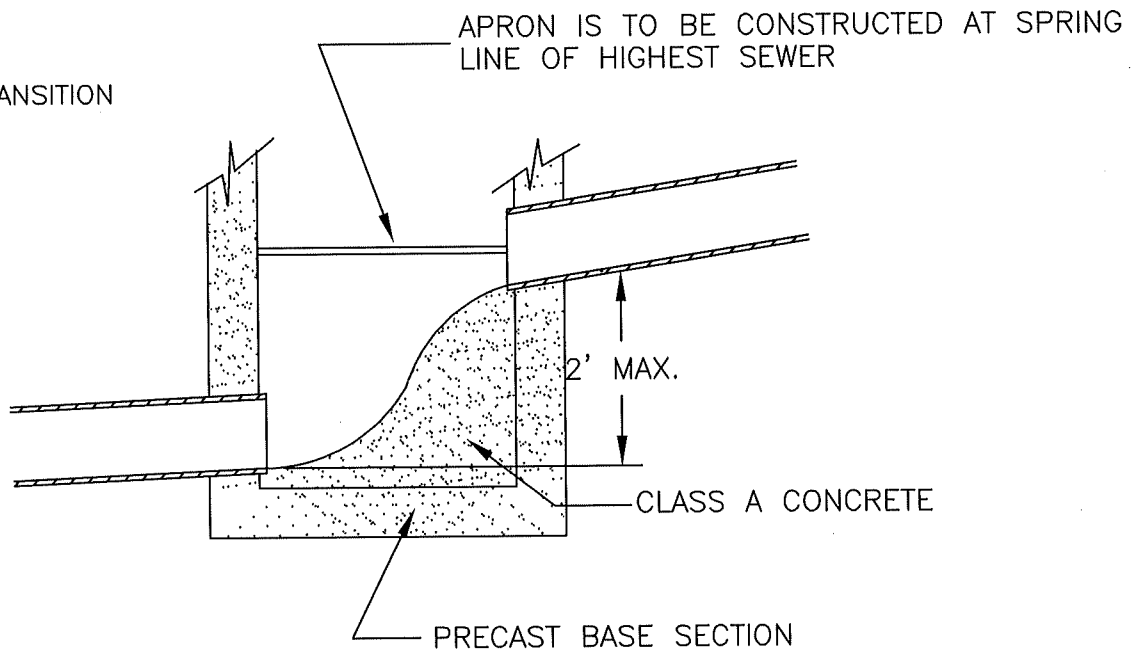
STANDARD NUMBER

S-4

THREE PIPE TRANSITION



TWO PIPE TRANSITION



NOTE:
Drop manholes are to be used when the sewer entering the manhole is two (2) feet or greater above the manhole invert.

SANITARY M.H. INVERT TRANSITION BASE SECTIONS

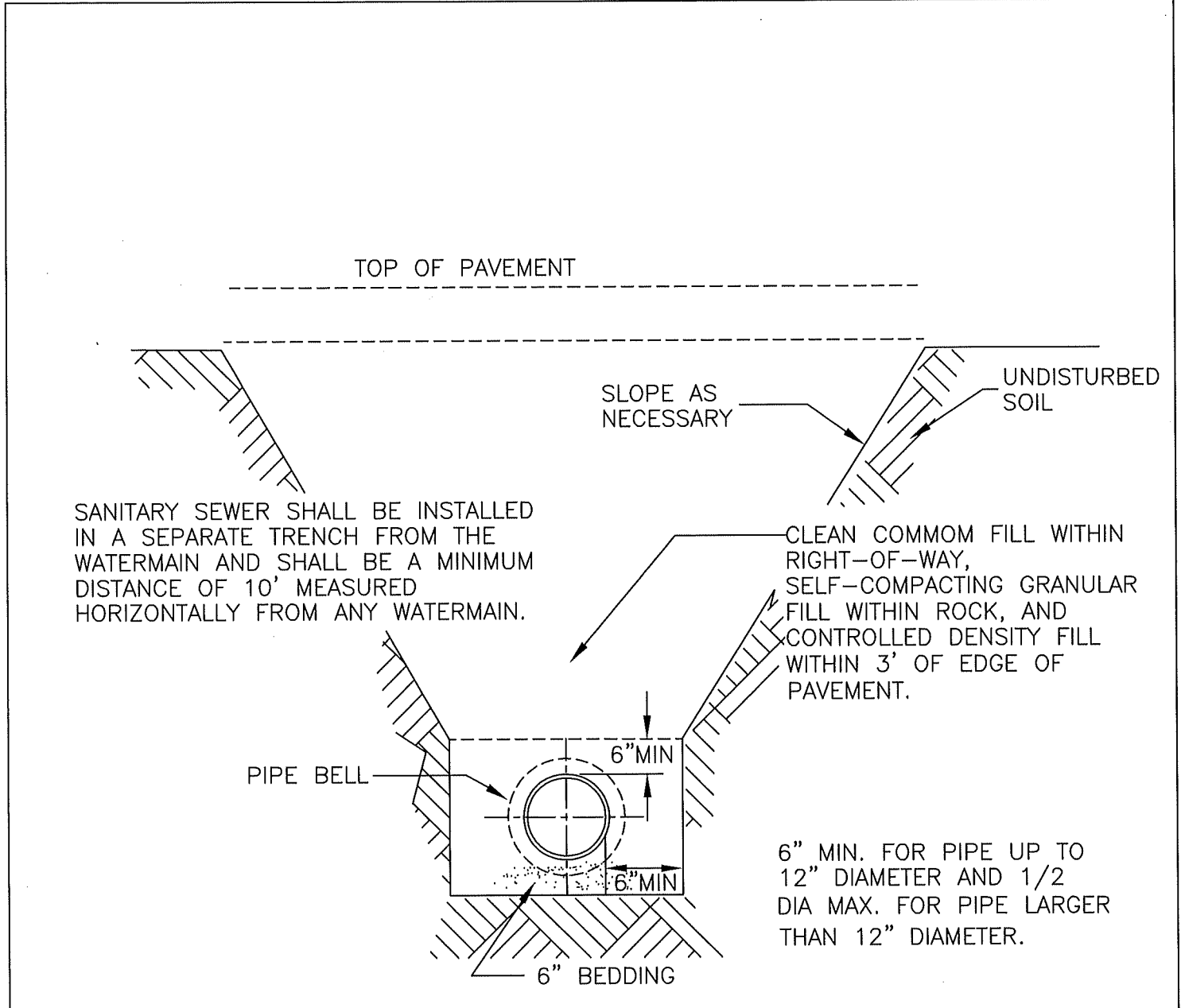
APPROVED/REVISED

MARCH, 2018

WARREN COUNTY STANDARD DETAILS
DEPARTMENT OF WATER & SEWER

STANDARD NUMBER

S-5



SANITARY SEWER SHALL BE INSTALLED IN A SEPARATE TRENCH FROM THE WATERMAIN AND SHALL BE A MINIMUM DISTANCE OF 10' MEASURED HORIZONTALLY FROM ANY WATERMAIN.

CLEAN COMMON FILL WITHIN RIGHT-OF-WAY, SELF-COMPACTING GRANULAR FILL WITHIN ROCK, AND CONTROLLED DENSITY FILL WITHIN 3' OF EDGE OF PAVEMENT.

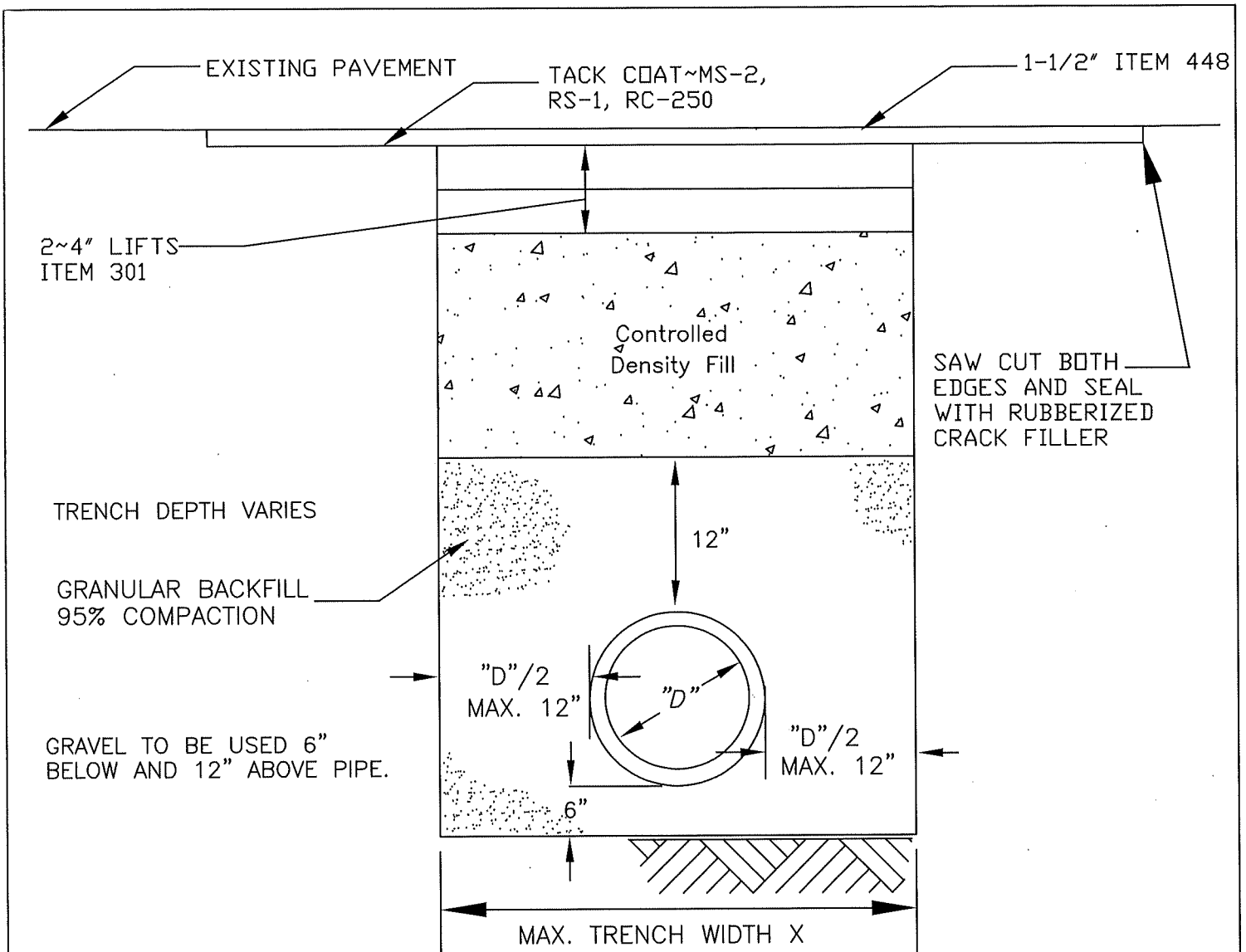
6" MIN. FOR PIPE UP TO 12" DIAMETER AND 1/2 DIA MAX. FOR PIPE LARGER THAN 12" DIAMETER.

Refer to Warren County bedding requirements per Standard Detail SG-1.

- NOTES:
1. TRENCH SIDES SHALL MEET OSHA REQUIREMENTS.
 2. TRENCH SHALL HAVE FLAT BOTTOM SO THAT PIPE WILL BE SUPPORTED UNIFORMLY ALONG THE BARREL.
 3. NO SUPPORT BY BLOCKING IS PERMITTED.

SANITARY GRAVITY SEWER TRENCH DETAIL

<p>APPROVED/REVISED</p> <p style="text-align: center;">MARCH, 2018</p>	<p>WARREN COUNTY STANDARD DETAILS</p> <p>DEPARTMENT OF WATER & SEWER</p>	<p>STANDARD NUMBER</p> <p style="font-size: 2em;">S-6</p>
--	--	--



ALL DIMENSIONS ARE MINIMUM – ACTUAL TO BE PER COUNTY ENGINEER OR ODOT INSTRUCTIONS & PERMIT.

TRAFFIC MUST BE MAINTAINED AT ALL TIMES; LIGHTS, SIGNS, BARRICADES AND IF NECESSARY, FLAGMAN AND WATCHMEN TO BE ON JOB FOR PROTECTION OF THE PUBLIC. STREET PLATES MUST CONFORM TO COUNTY ENGINEER OR ODOT REQUIREMENTS.

FLASHFILL OR CONTROLLED DENSITY FILL TO A MINIMUM DISTANCE OF 3 FEET BEYOND THE EDGE OF PAVEMENT. TRENCH BACKFILL AND PAVEMENT RESTORATION MUST CONFORM TO THE APPLICABLE WARREN COUNTY ENGINEER OR ODOT SPECIFICATIONS.

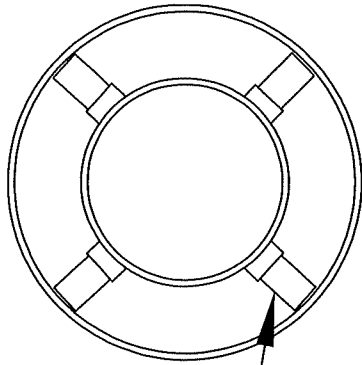
EXISTING PAVEMENT EDGES SHALL BE NEATLY AND SQUARELY TRIMMED AND/OR MILLED. PAVEMENT MUST MATCH EXISTING ROAD THICKNESS OR AS SPECIFIED BY COUNTY ENGINEER OR ODOT.

ROAD PAVEMENT CUT AND RESTORATION AT ROADWAY CROSSING

APPROVED/REVISED	WARREN COUNTY STANDARD DETAILS DEPARTMENT OF WATER & SEWER	STANDARD NUMBER
MARCH, 2018		S-7

SEWER PIPE SIZE – CARRIER PIPE SIZE (O.D.)–THICKNESS

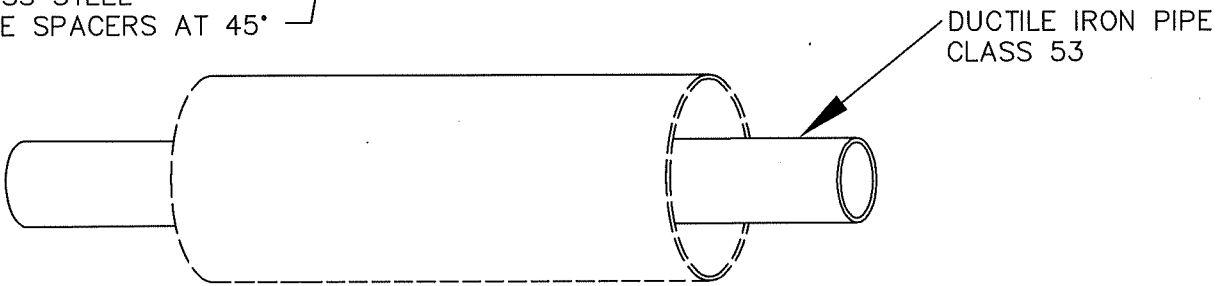
8"	18"	3/8"
10"	20"	3/8"
12"	24"	1/2"
15"	24"	1/2"
18"	30"	1/2"
21"	30"	1/2"
24"	36"	1/2"



NYLON AND
STAINLESS STEEL
CASCADE SPACERS AT 45°

SO THAT PIPE WILL BE CENTERED IN CARRIER PIPE,
THE FOLLOWING INFORMATION IS NEEDED:

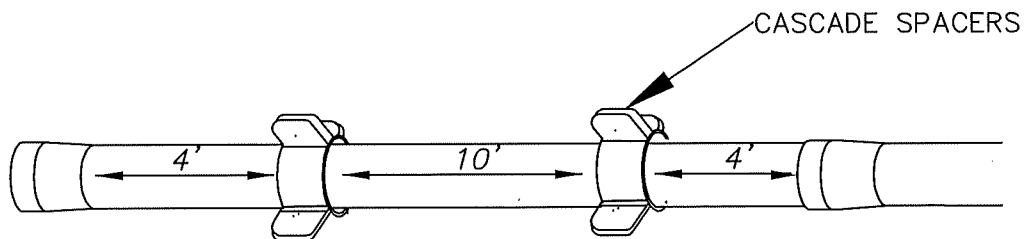
1. TYPE & O.D. OF PIPE
2. TYPE OF JOINT/RESTRAINT
3. TYPE & I.D. OF CASING
4. 2 SPACERS PER LENGTH OF PIPE (18")
(SEE STANDARD PLACEMENT BELOW)



DUCTILE IRON PIPE
CLASS 53

NOTE:

1. RESTRAINED JOINT TO BE USED WITHIN LIMITS OF CASING.
2. SEAL END OF CASING WITH RUBBER BOOT OR BRICK AND MORTAR.
3. CASING SPACERS TO BE USED THRU CARRIER PIPE.



RECOMMENDED STANDARD PLACEMENT

SEWER IN CASING

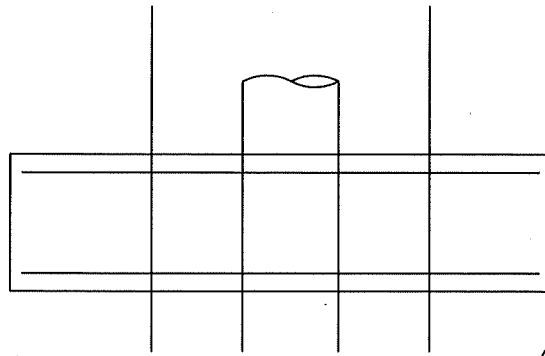
APPROVED/REVISED

MARCH, 2018

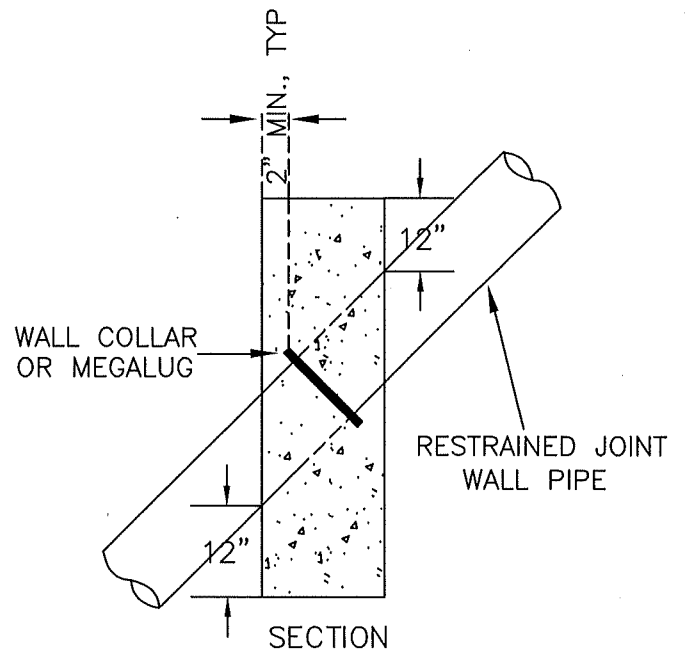
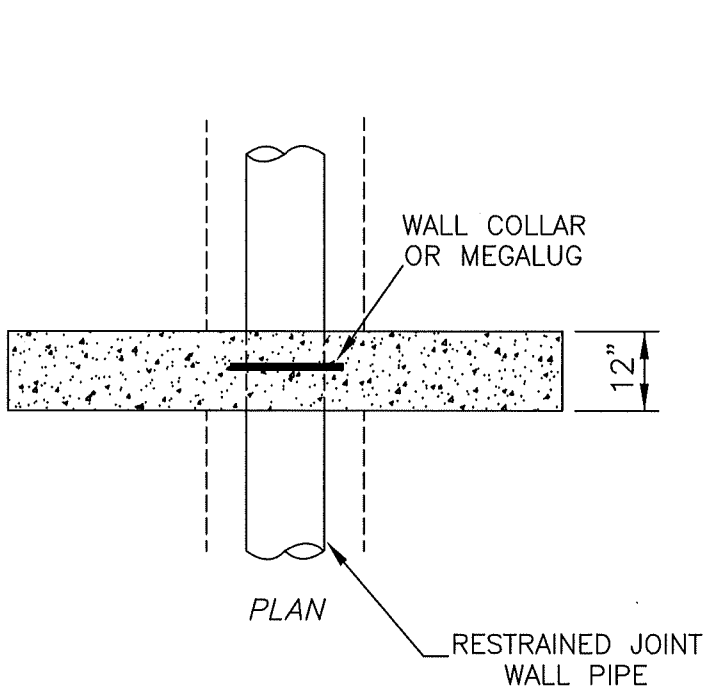
WARREN COUNTY STANDARD DETAILS
DEPARTMENT OF WATER & SEWER

STANDARD NUMBER

S-8



4000 PSI CONCRETE

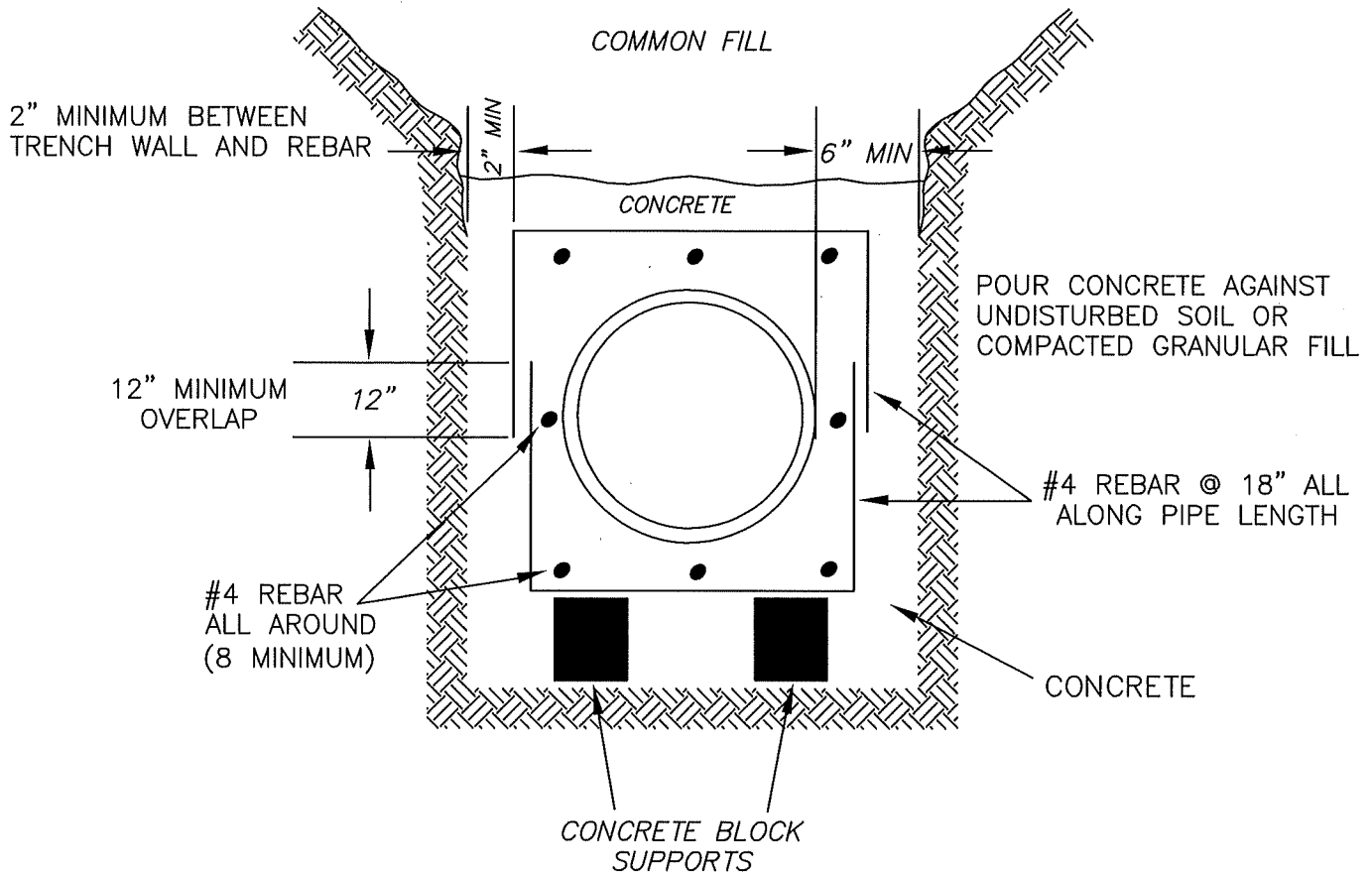


Sewers on 20 percent slope or greater shall be Class 53 Restrained Joint Ductile Iron anchored with concrete anchors spaced as follows:

- 1) Not over 36 feet center to center on grades 20 percent to 35 percent.
- 2) Not over 24 feet center to center on grades 35 percent to 50 percent.
- 3) Not over 16 feet center to center on grades 50 percent and over.

CONCRETE ANCHOR

<p>APPROVED/REVISED</p> <p>MARCH, 2018</p>	<p>WARREN COUNTY STANDARD DETAILS</p> <p>DEPARTMENT OF WATER & SEWER</p>	<p>STANDARD NUMBER</p> <p>S-9</p>
--	--	--



NOTES:

- 1) CONCRETE SHALL BE 3000 P.S.I. MINIMUM 28 DAYS STRENGTH (4" SLUMP).
- 2) SUPPORT PIPE AND REBAR CAGE ON CONCRETE BRICKS DURING CONCRETE PLACEMENT.
- 3) CONCRETE ENCASEMENT SHALL BE TERMINATED AT PIPE JOINTS ONLY.

FULL CONCRETE ENCASEMENT

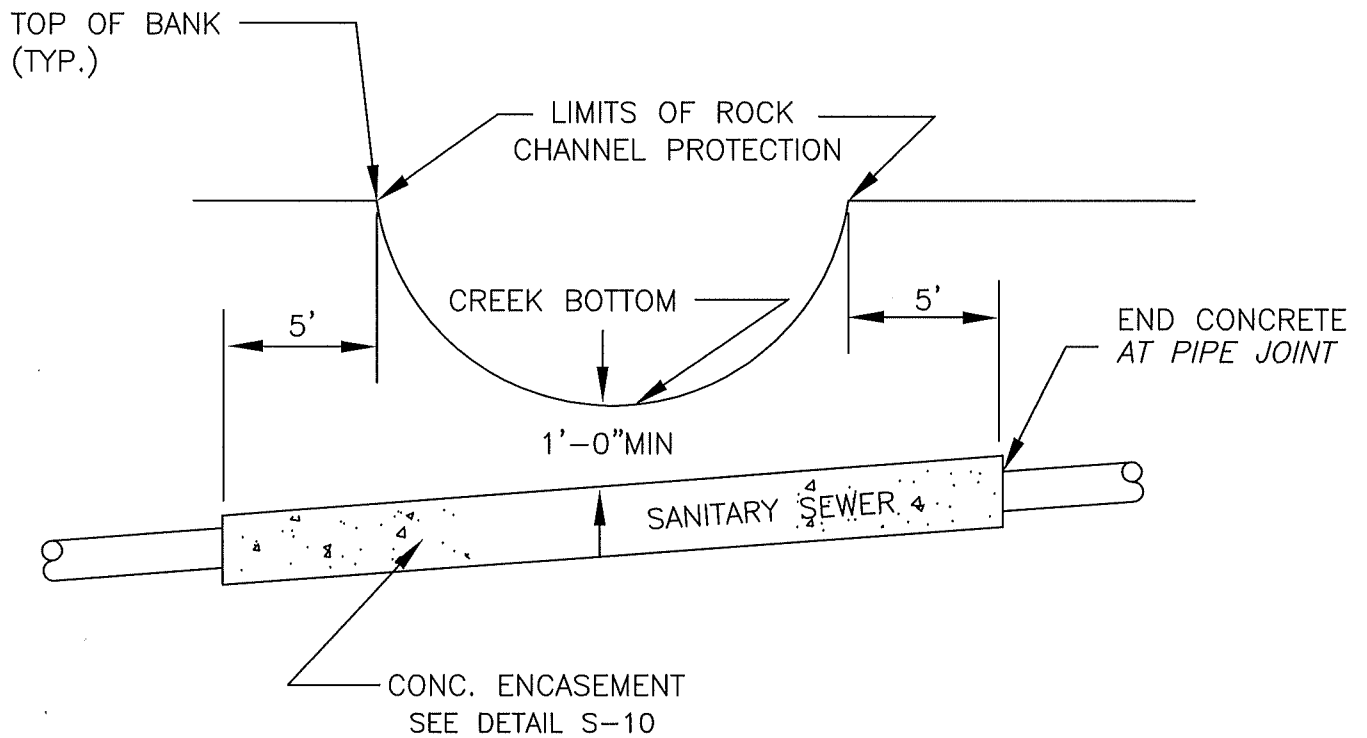
APPROVED/REVISED

MARCH, 2018

WARREN COUNTY STANDARD DETAILS
DEPARTMENT OF WATER & SEWER

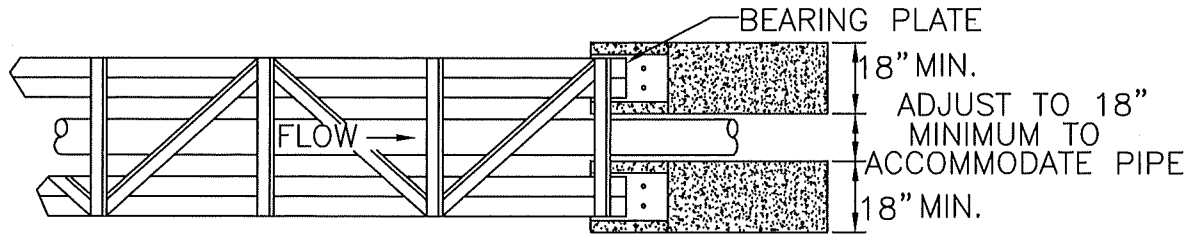
STANDARD NUMBER

S-10

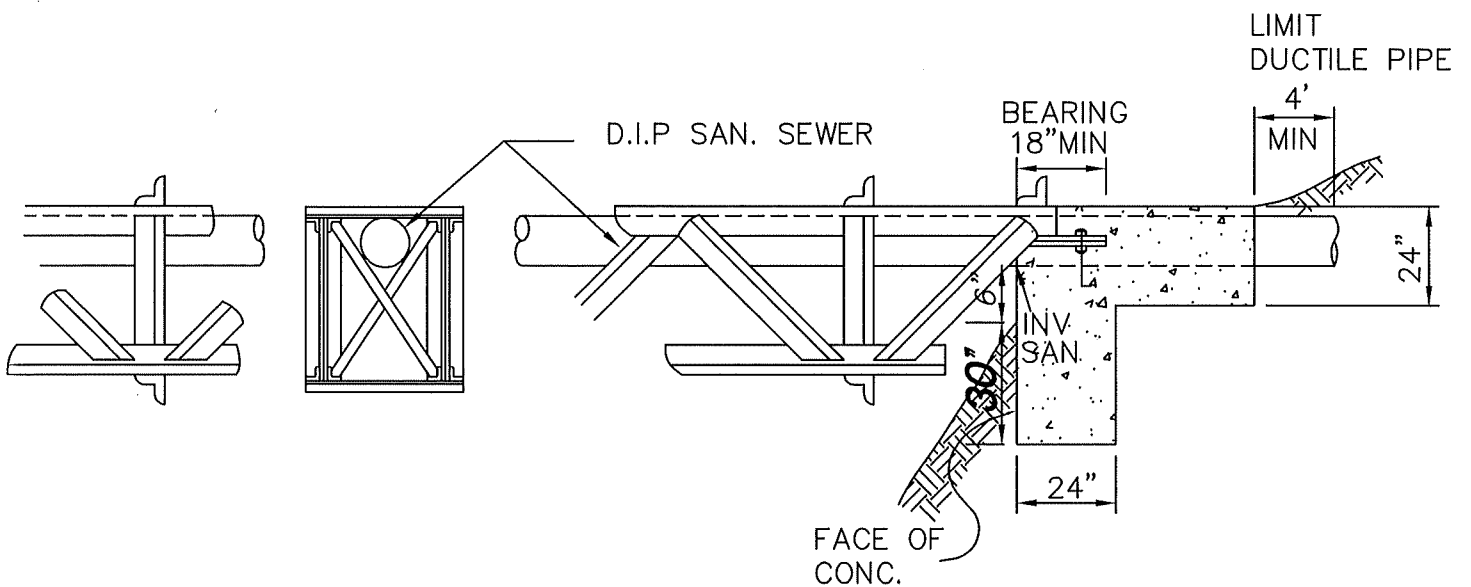


SANITARY SEWER CREEK CROSSING

APPROVED/REVISED MARCH, 2018	WARREN COUNTY STANDARD DETAILS DEPARTMENT OF WATER & SEWER	STANDARD NUMBER <h1 style="margin: 0;">S-11</h1>
-------------------------------------	---	---



PLAN



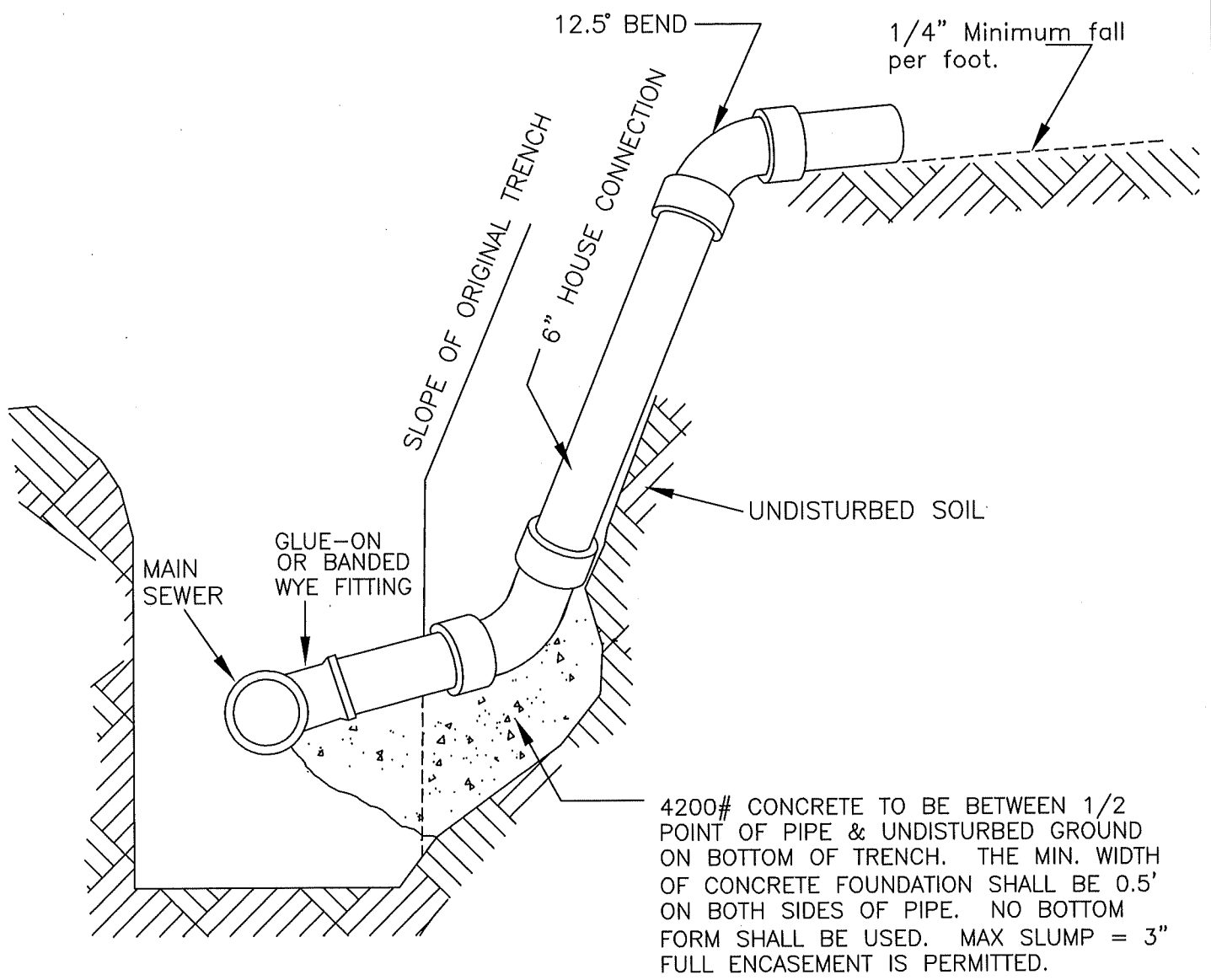
ELEVATION

NOTES:

1. Structural design, calculations and drawing shall be prepared and stamped by an Ohio registered Professional Engineer and submitted to the County for review.
2. Submit complete drawings including, but not limited to:
 - a. Complete details with structural section and material properties for all proposed sections (beams, columns, decking, etc.)
 - b. Cast-in-place concrete.
 - c. Structural calculations, prepared and stamped by an Ohio registered Professional Engineer.
 - d. Protective coatings.

AERIAL SANITARY SEWER CROSSING

APPROVED/REVISED MARCH, 2018	WARREN COUNTY STANDARD DETAILS DEPARTMENT OF WATER & SEWER	STANDARD NUMBER S-12
-------------------------------------	---	------------------------------------

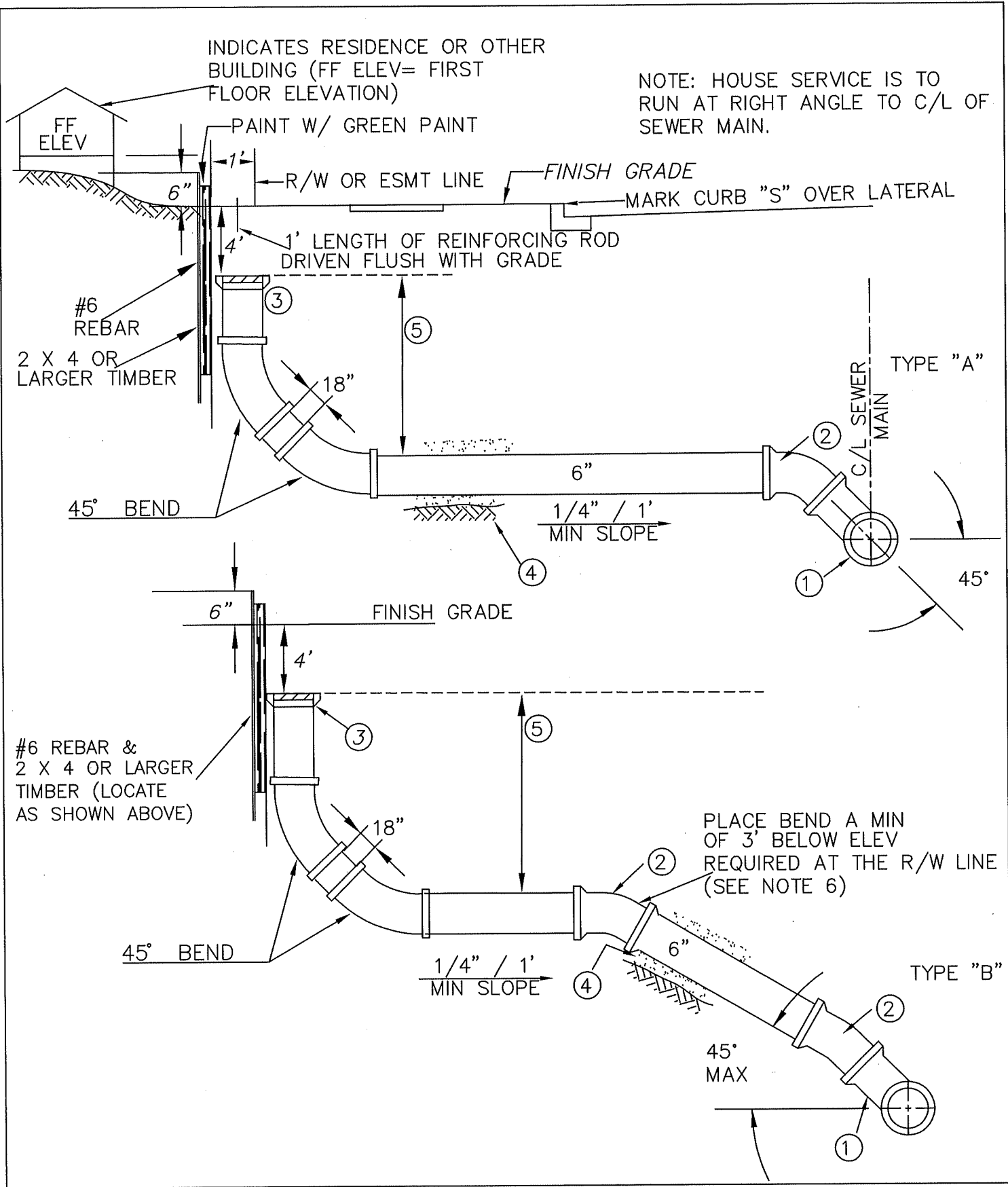


NOTES:

1. ALL JOINTS SHALL BE WATER TIGHT.
2. PIPE TO BE BEDDED SO THAT PIPE LOADS ARE NOT IMPOSED ON EXISTING WYES OR SADDLES.
3. EXCAVATION CLOSER THAN TWO FEET (2') FROM PIPE, WYES OR SADDLES SHALL BE DONE BY HAND.
4. DEEP HOUSE CONNECTION TO BE USED WHEN HOUSE CONNECTION IS MADE TO A SEWER DEEPER THAN 12'.

DEEP HOUSE CONNECTIONS

APPROVED/REVISED	WARREN COUNTY STANDARD DETAILS DEPARTMENT OF WATER & SEWER	STANDARD NUMBER
MARCH, 2018		S-13



HOUSE CONNECTIONS

SHT 1 OF 3

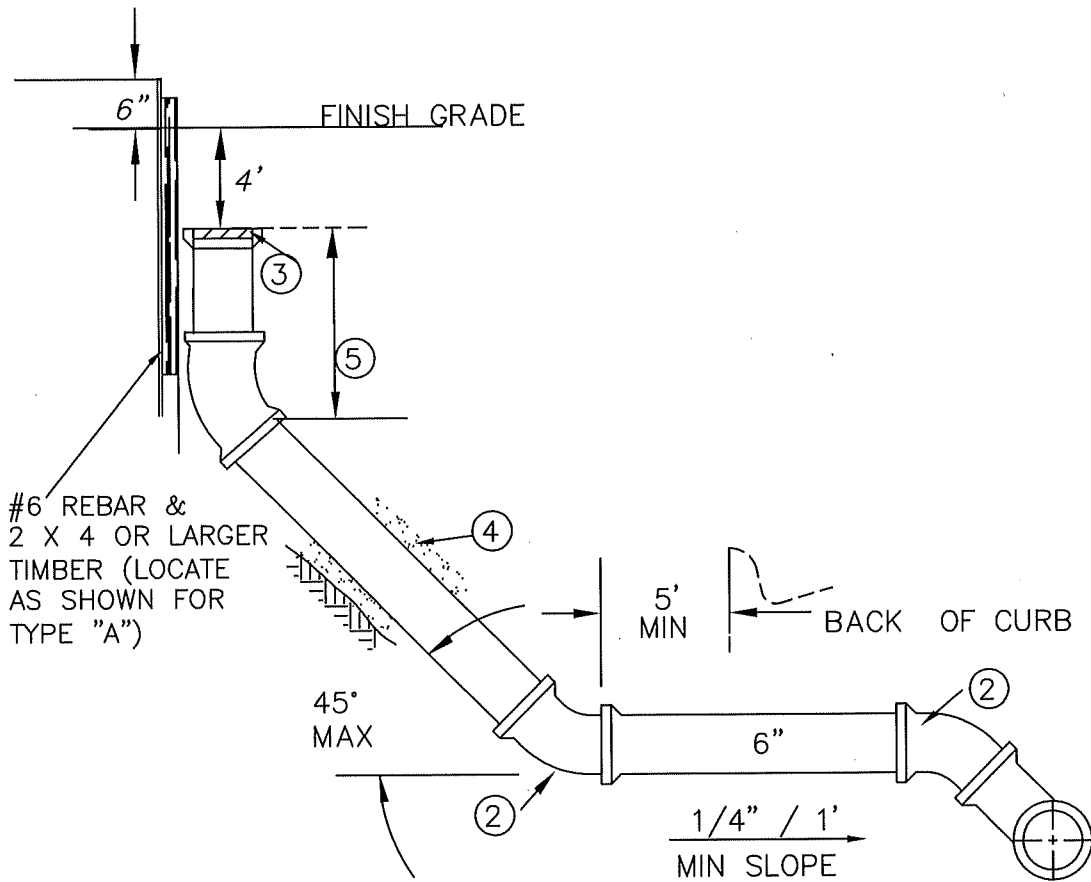
APPROVED/REVISED

WARREN COUNTY STANDARD DETAILS
DEPARTMENT OF WATER & SEWER

STANDARD NUMBER

MARCH, 2018

S-14A



#6 REBAR &
2 X 4 OR LARGER
TIMBER (LOCATE
AS SHOWN FOR
TYPE "A")

TYPE "C"

HOUSE CONNECTIONS

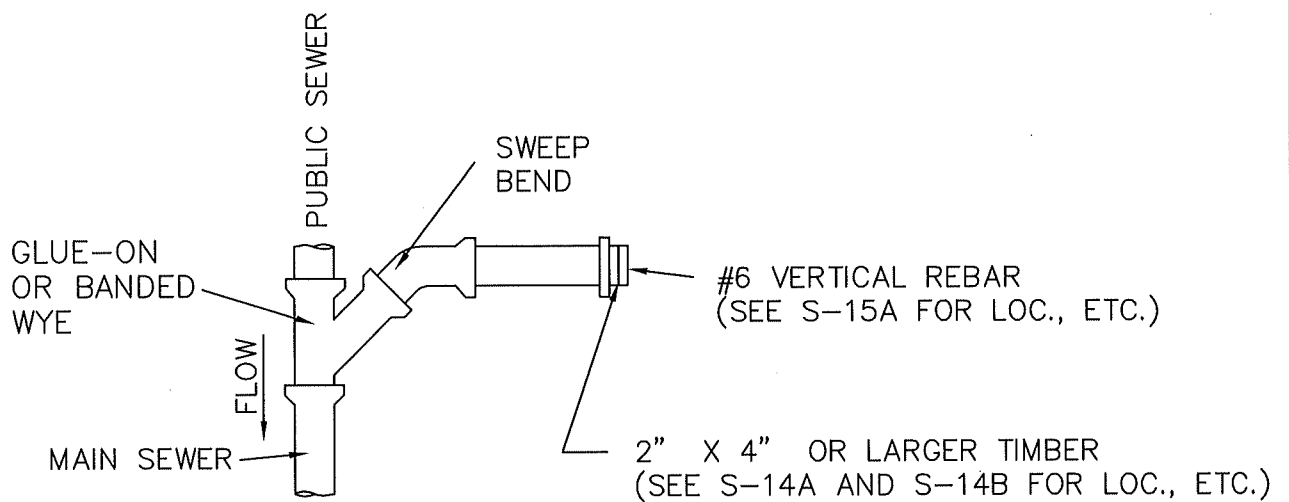
SHT 2 OF 3

APPROVED/REVISED
MARCH, 2018

WARREN COUNTY STANDARD DETAILS
DEPARTMENT OF WATER & SEWER

STANDARD NUMBER

S-14B



- ① 6" TEE OR WYE – ROTATE 45° FROM HORIZONTAL WHEN "⑤" DIMENSION IS ATTAINABLE.
- ② 6" 1/8 BEND OR 1/16 BEND AS NEEDED.
- ③ CAP UNLESS JOINING EXISTING HOUSE LOCATION.
- ④ BED PIPE WITH 4" GRANULAR MATERIAL AND BACKFILL WITH GRANULAR MATERIAL TO 4" ABOVE PIPE.
- ⑤ 6' FOR HOUSES ON SLAB.
8' FOR HOUSES WITH CRAWL SPACE.
10' FOR HOUSES WITH BASEMENT.

NOTE: USE TYPE "B" WHEN SEWER INVERT ELEVATION IS 5' TO 10' BELOW THE ELEVATION REQUIRED AT R/W LINE. USE DHC (S-13) WHEN SEWER INVERT ELEVATION IS 10' OR MORE BELOW THE ELEVATION REQ'D AT R/W LINE. IN ALL OTHER CASES USE TYPE "A" OR TYPE "C".

HOUSE CONNECTIONS

SHT 3 OF 3

APPROVED/REVISED

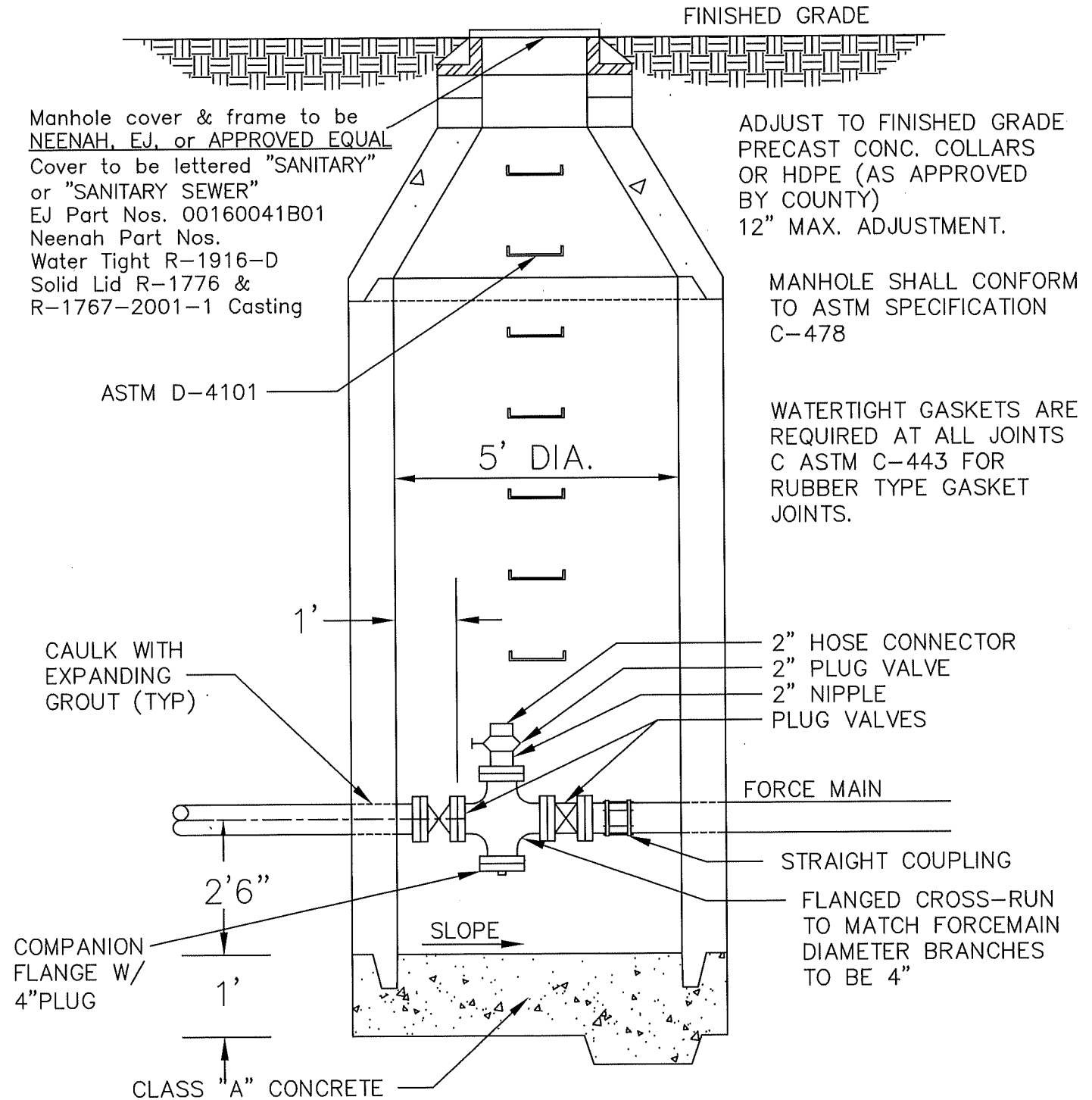
MARCH, 2018

WARREN COUNTY STANDARD DETAILS
DEPARTMENT OF WATER & SEWER

STANDARD NUMBER

S-14C

NOTE: Top of casting shall be at finished grade at paved locations (roadways and parking lots) and at developed lots. In undeveloped lots, top of casting to be a minimum of 12" above finished grade or as shown on plan.



FORCEMAIN CLEANOUT

APPROVED/REVISED

MARCH, 2018

WARREN COUNTY STANDARD DETAILS
DEPARTMENT OF WATER & SEWER

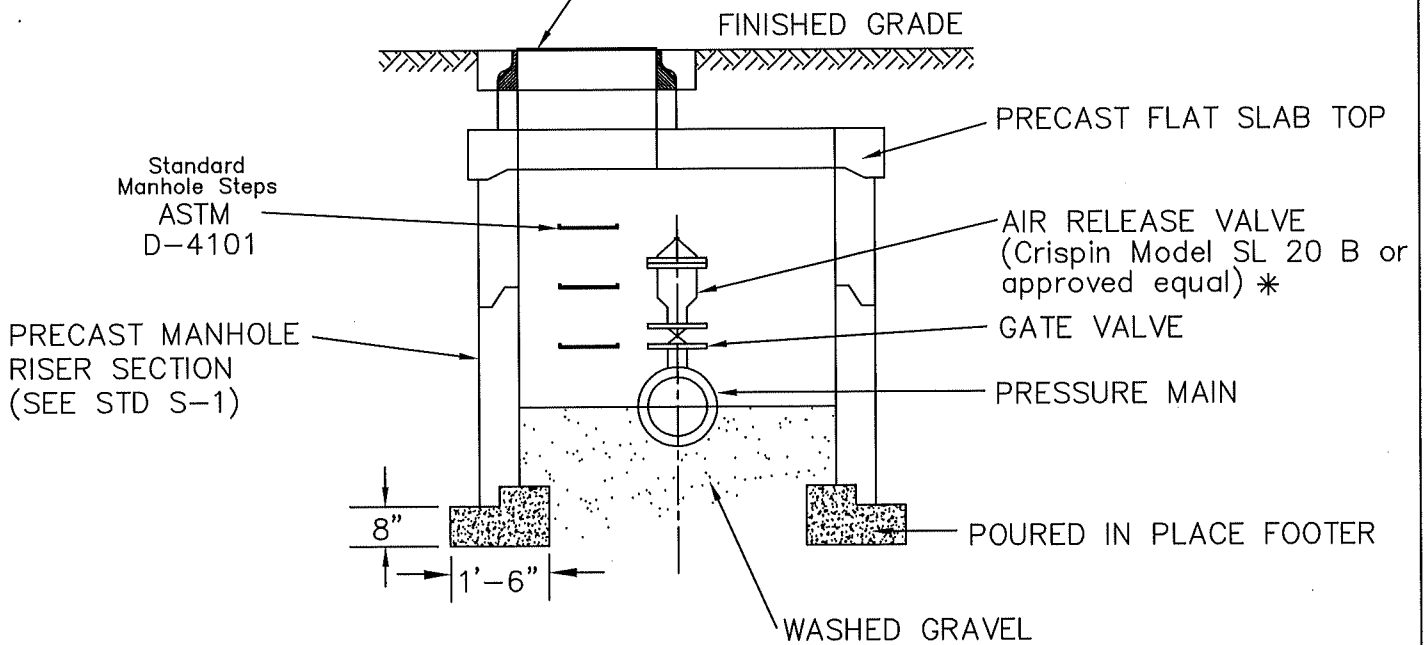
STANDARD NUMBER

S-15

NOTE: Top of casting shall be at finished grade at paved locations (roadways and parking lots) and at developed lots. In undeveloped lots, top of casting to be a minimum of 12" above finished grade or as shown on plan.

MANHOLE SHALL CONFORM TO ASTM SPECIFICATION C478

Manhole cover & frame to be NEENAH, EJ, or APPROVED EQUAL
 Cover to be lettered "SANITARY" or "SANITARY SEWER"
 EJ Part Nos. 00160041B01
 Neenah Part Nos. Water Tight R-1916-D
 Solid Lid R-1776 & R-1767-2001-1 Casting



NOTE: IN WET AREAS SEAL BOTTOM WITH POURED CONCRETE BASE OR PRECAST MANHOLE BASE.

ADJUST TO FINISH GRADE PRECAST CONC COLLARS- 12" MAX ADJUSTMENT

* Model no. may vary depending on application.

WATERTIGHT GASKETS ARE REQUIRED AT ALL JOINTS (ASTM C-443 FOR RUBBER TYPE GASKET JOINTS).

AIR RELEASE VALVE ASSEMBLY

APPROVED/REVISED

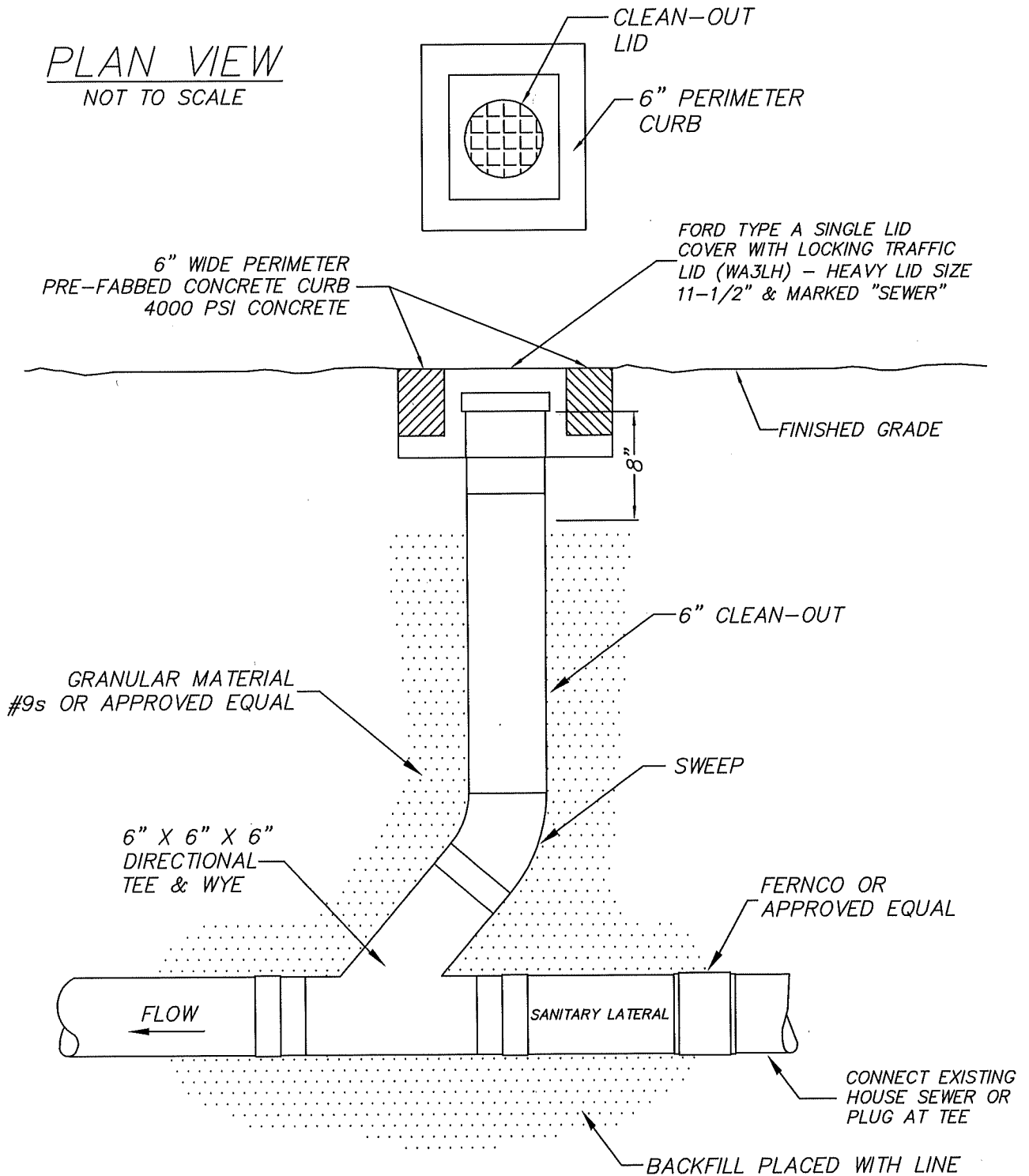
WARREN COUNTY STANDARD DETAILS
 DEPARTMENT OF WATER & SEWER

STANDARD NUMBER

MARCH, 2018

S-16

PLAN VIEW
NOT TO SCALE



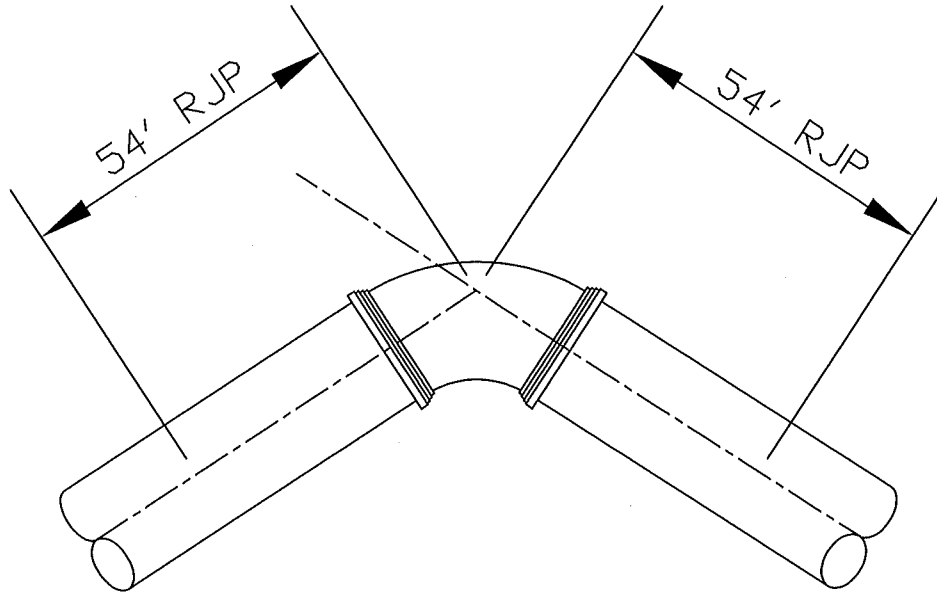
NOTES:

CLEANOUTS SHALL BE INSTALLED AT ALL 45° BENDS.

ALL STRUCTURES MUST HAVE A CLEANOUT THAT IS ACCESSIBLE WITHIN TWO FEET (2') FROM THE POINT OF ENTRY INTO THE STRUCTURE.

SANITARY CLEAN-OUT

APPROVED/REVISED MARCH, 2018	WARREN COUNTY STANDARD DETAILS DEPARTMENT OF WATER & SEWER	STANDARD NUMBER S-17
-------------------------------------	---	--------------------------------



MINIMUM 54' OF RESTRAINED JOINT PIPE (RJP) IS REQUIRED BEFORE AND AFTER ALL BENDS. REFER TO TABLE BELOW

RESTRAINT OPTIONS:
MECHANICAL JOINT W/ MEGALUGS OR FIELD LOC GASKETS.

TABLE
REQUIRED LENGTH OF RESTRAINED JOINTS
d-DIAMETER OF PIPE
l-LENGTH OF PIPE

d	4"	6"	8"	10"	12"	16"	20"	24"
l	54'	54'	54'	54'	66'	98'	125'	145'

REQUIRED RESTRAINED JOINTS FOR FORCEMAIN BENDS

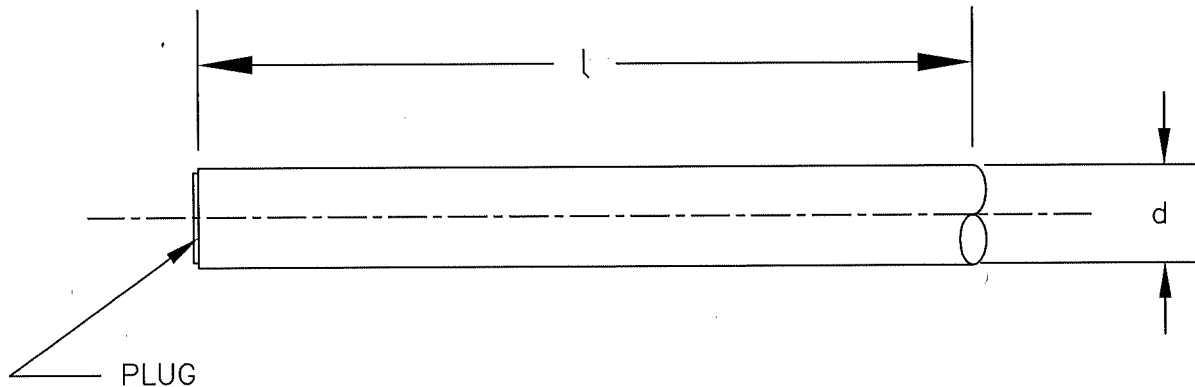
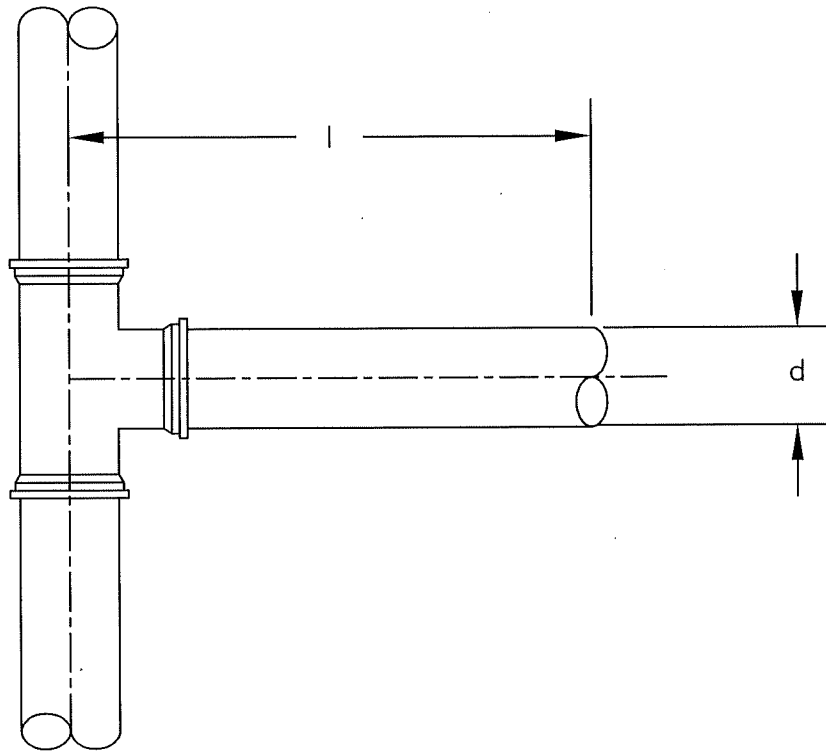
APPROVED/REVISED

MARCH, 2018

WARREN COUNTY STANDARD DETAILS
DEPARTMENT OF WATER & SEWER

STANDARD NUMBER

S-18



MINIMUM 54' OF RESTRAINED JOINT PIPE (RJP) IS REQUIRED BEFORE AND AFTER ALL BENDS. REFER TO TABLE BELOW.

TABLE
 REQUIRED LENGTH OF RESTRAINED JOINTS
 d-DIAMETER OF PIPE
 l-LENGTH OF PIPE

d	4"	6"	8"	10"	12"	16"	20"	24"
l	54'	54'	54'	54'	66'	98'	125'	145'

REQUIRED RESTRAINED JOINTS-DEAD END VALVES, PLUGS, CAPS & TEES

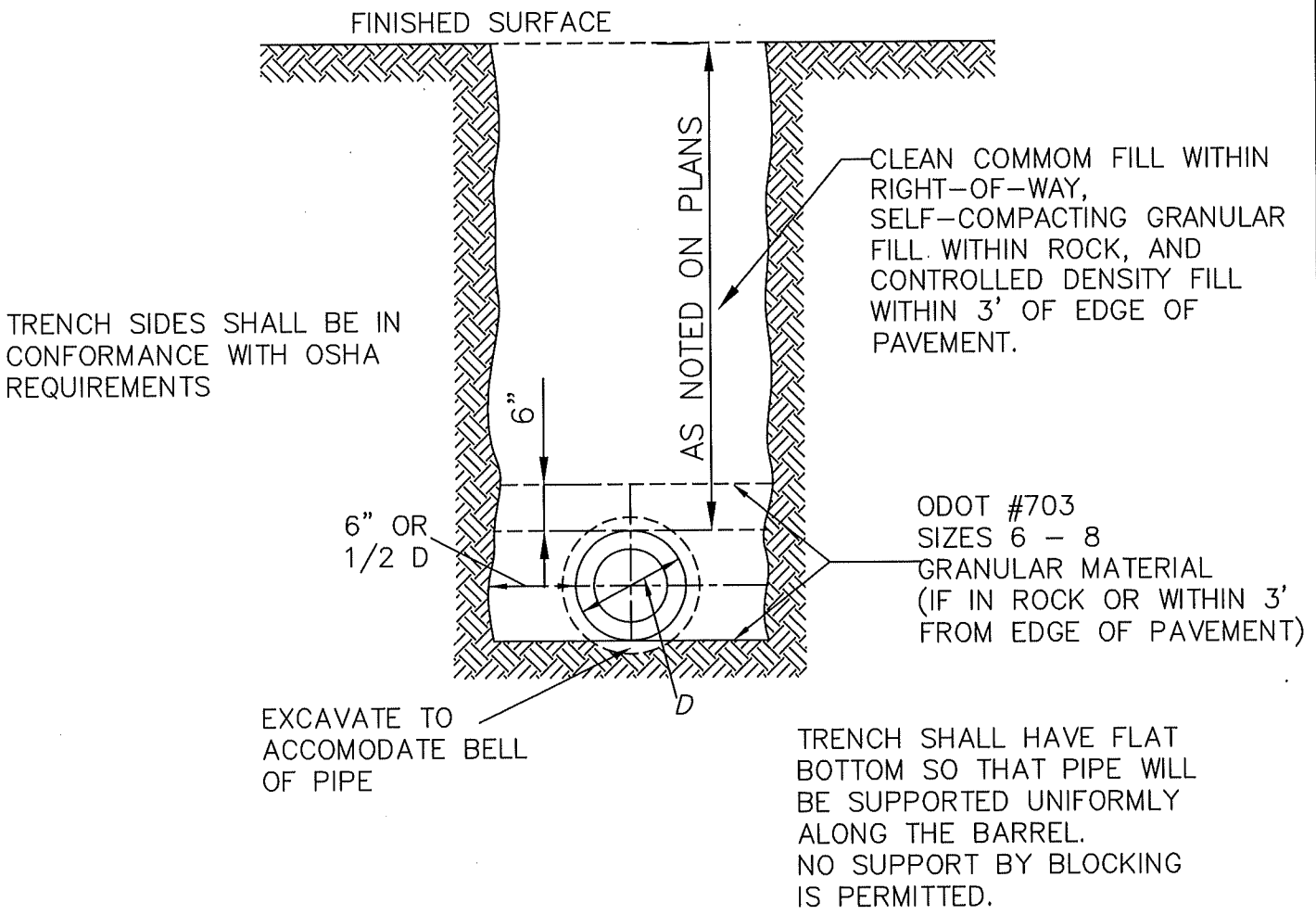
APPROVED/REVISED
 MARCH, 2018

WARREN COUNTY STANDARD DETAILS
 DEPARTMENT OF WATER & SEWER

STANDARD NUMBER
S-19

FORCEMAIN SHALL BE INSTALLED IN A SEPARATE TRENCH FROM ANY WATERMAIN AND SHALL BE A MINIMUM DISTANCE OF 10' MEASURED HORIZONTALLY FROM THE WATERMAIN

BACKFILL AND RESTORATION OF PAVEMENT MUST CONFORM TO THE APPLICABLE WARREN COUNTY ENGINEER OR ODOT SPECIFICATION

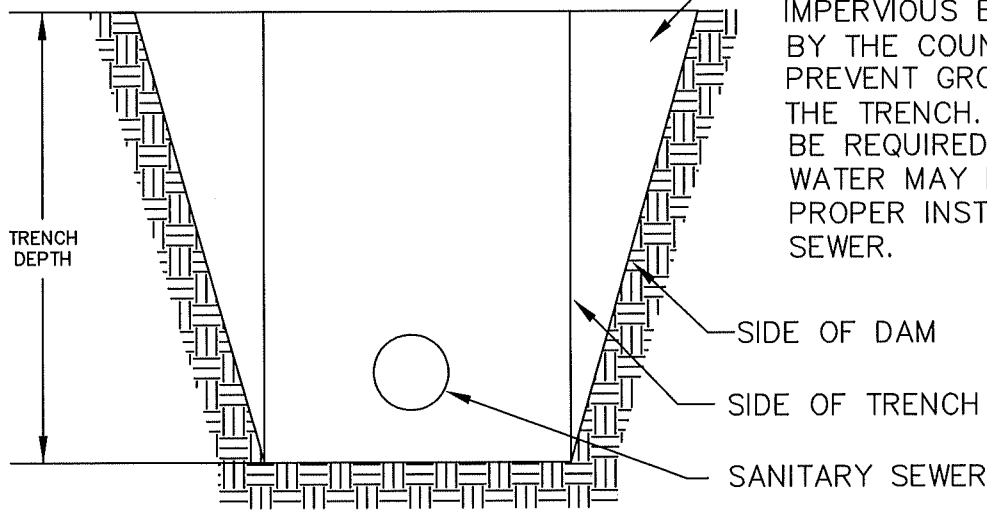


FORCEMAIN TRENCH DETAIL

APPROVED/REVISED <i>MARCH, 2018</i>	WARREN COUNTY STANDARD DETAILS DEPARTMENT OF WATER & SEWER	STANDARD NUMBER <h1 style="margin: 0;">S-20</h1>
--	---	---

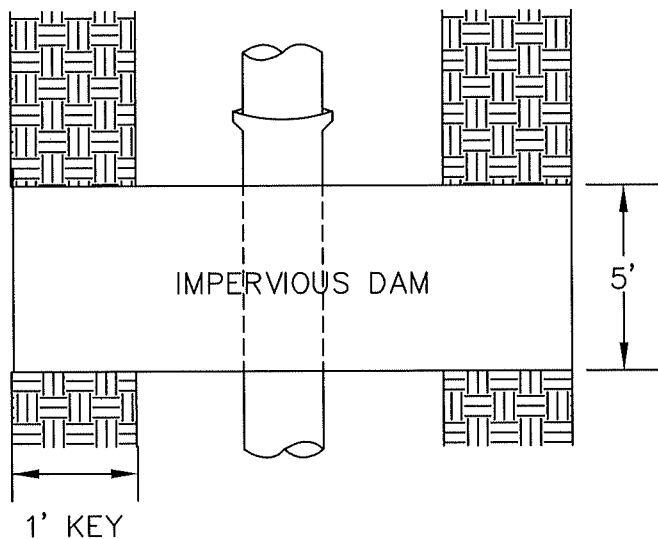
CONTRACTOR SHALL PROVIDE A 5' LONG SECTION OF IMPERVIOUS BACKFILL USING NATIVE CLAYS OR OTHER APPROVED MATERIAL.

IMPERVIOUS BACKFILL MAY BE REQUIRED BY THE COUNTY SANITARY ENGINEER TO PREVENT GROUNDWATER FROM FOLLOWING THE TRENCH. IMPERVIOUS DAMS SHALL BE REQUIRED WHERE EXCESSIVE GROUNDWATER MAY DETRIMENTALLY AFFECT THE PROPER INSTALLATION OF THE SANITARY SEWER.



IMPERVIOUS DAM DETAIL ELEVATION

THE CONTRACTOR SHALL PLACE CUTOFF TRENCH DAMS OF NATIVE CLAY OR IMPERVIOUS SOIL ACROSS AND ALONG THE TRENCH AS SPECIFIED BY THE COUNTY SANITARY ENGINEER.



DAM PLAN

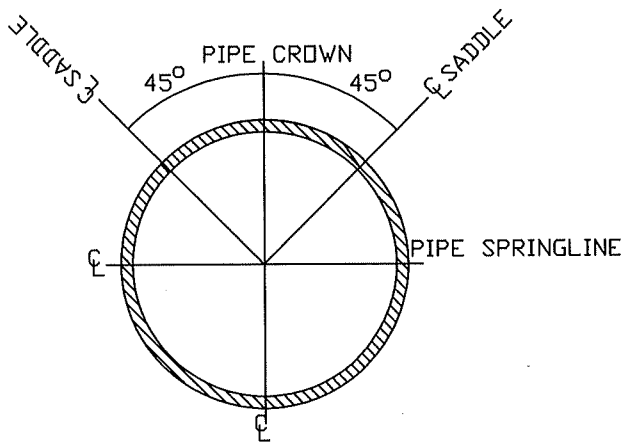
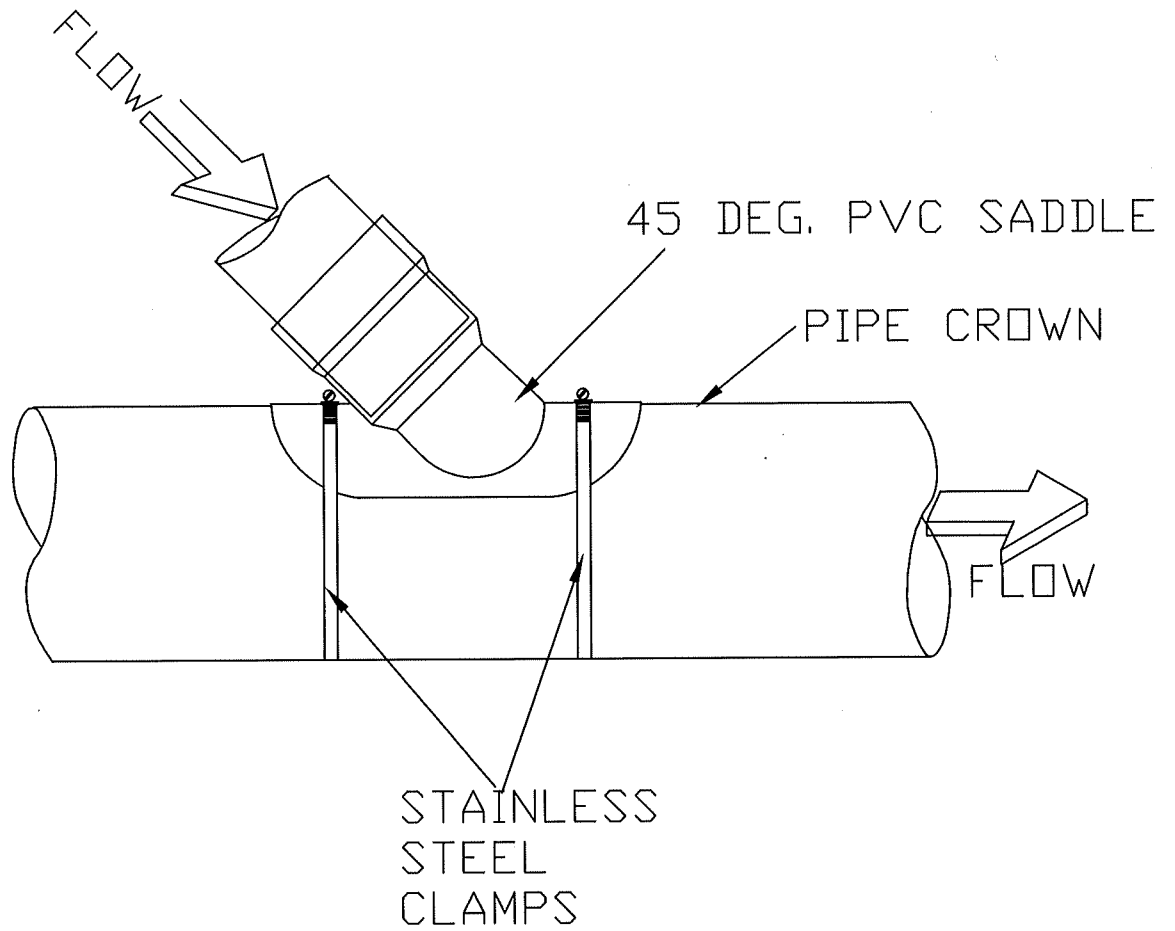
THE TRENCH DAMS SHALL BE CAREFULLY COMPACTED AND SHALL BE 5 FEET IN LENGTH (MEASURED ALONG THE TRENCH CENTERLINE) AND SHALL BE BENCHED INTO THE UNDISTURBED TRENCH SIDES.

IMPERVIOUS DAM DETAIL

APPROVED/REVISED
MARCH, 2018

WARREN COUNTY STANDARD DETAILS
DEPARTMENT OF WATER & SEWER

STANDARD NUMBER
S-21



LATERAL SADDLE INSTALLATION DETAIL FOR PVC PIPE

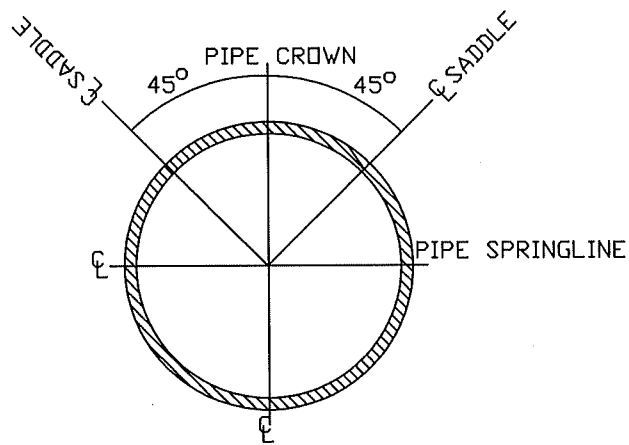
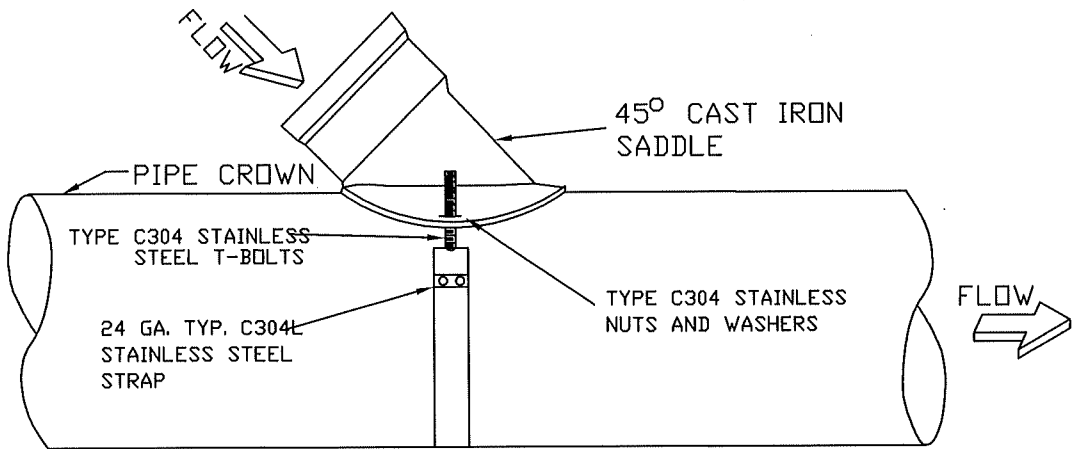
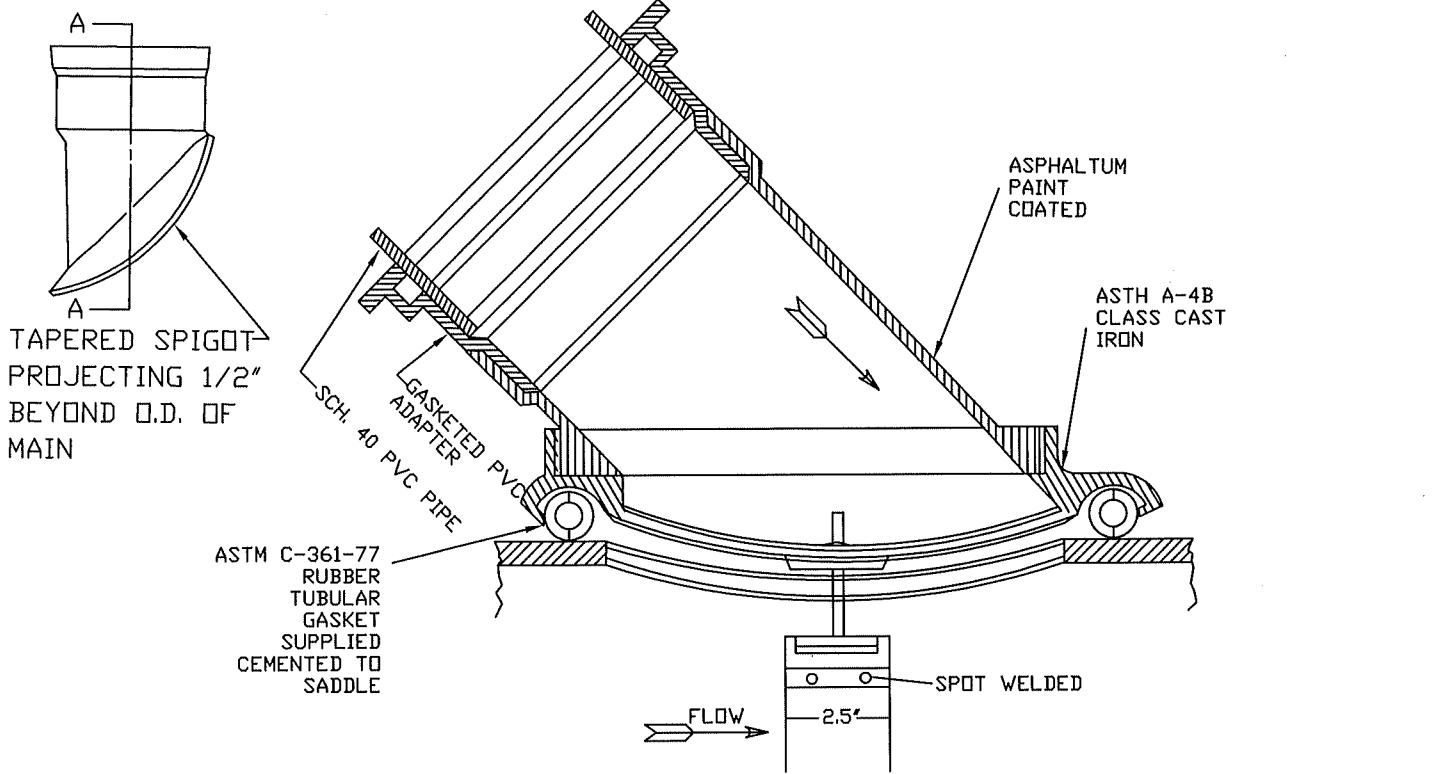
APPROVED/REVISED

MARCH 2018

WARREN COUNTY STANDARD DETAILS
DEPARTMENT OF WATER & SEWER

STANDARD NUMBER

S-22



LATERAL SADDLE INSTALLATION DETAIL FOR VCP AND DUCTILE IRON PIPE

APPROVED/REVISED
 MARCH 2018

WARREN COUNTY STANDARD DETAILS
 DEPARTMENT OF WATER & SEWER

STANDARD NUMBER
S-23

DETAILED PROCEDURES FOR SANITARY SEWER

1. PROCEDURE FOR MAKING SEWER LATERAL CONNECTIONS TO EXISTING SEWER:
 - A. IF ABS COMPOSITE – EXCAVATE TO POINT OF LATERAL ON MAIN; CLEAN EXISTING PIPE; ALIGN SADDLE TO PROPER POSITION AND MARK AREA TO BE CUT; CUT HOLE IN PIPE AS REQUIRED MAKING SURE THE CUT OUT DOESN'T ENTER THE MAIN; ATTACH AND SEAL SADDLE WITH STAINLESS STEEL STRAPS AND MASTIC SEALER BETWEEN SADDLE AND PIPE. INSERTA TEES ARE NOT PERMITTED.
 - B. IF CLAY OR CONCRETE – EXCAVATE TO POINT OF LATERAL ON MAIN; PLUG OUTLET PIPE AT UPSTREAM MANHOLE – PUMP TO DOWNSTREAM MANHOLE IF NECESSARY; REMOVE CLOSEST LENGTH OF PIPE AND REPLACE WITH TEE LATERAL SECTION OF PIPE OR CORE EXISTING PIPE IN PLACE.

2. PROCEDURE FOR MAKING SEWER EXTENSIONS FROM EXISTING MANHOLES: CONSTRUCT LINE TO WITHIN ONE JOINT OF EXISTING MANHOLE; AFTER LINE PASSES LEAKAGE TEST AND WARREN COUNTY SANITARY ENGINEER GIVES GO AHEAD – CONNECTION IS TO BE MADE; PLUG OUTLET PIPE AT UPSTREAM MANHOLE – PUMP TO DOWNSTREAM MANHOLE IF NECESSARY; A HOLE IS CUT AT THE PROPOSED INLET POINT AND THE LAST JOINT IS LAID; EXISTING BENCH AND CHANNEL OF MANHOLE IS REBUILT AND SHAPED AS REQUIRED; NEW CONNECTION IS TO BE SEALED AS REQUIRED.

3. PROCEDURE FOR MAKING NEW MANHOLES ON EXISTING SEWER MAINS: EXCAVATE AND EXPOSE EXISTING SEWER AT POINT OF NEW MANHOLE; BUILD MANHOLE OVER EXISTING LINE WHILE NOT DISTURBING EXISTING LINE; BUILD NEW LINE(S) FROM NEW MANHOLE; AFTER NEW LINE(S) PASS(ES) LEAKAGE TEST AND WARREN COUNTY SANITARY ENGINEER GIVES GO AHEAD – PLUG OUTLET PIPE AT EXISTING UPSTREAM MANHOLE (PUMP TO EXISTING DOWNSTREAM MANHOLE IF NECESSARY); BREAKOUT TOP OF EXISTING SEWER AS REQUIRED AND FORM A BENCH AND CHANNEL AS REQUIRED.

4. STORM WATER AND EXTRANEIOUS FLOWS ARE PROHIBITED FROM ENTERING THE EXISTING SYSTEM DURING CONSTRUCTION. NO OPEN CUT TRENCHES WILL BE ALLOWED TO REMAIN OPEN OVERNIGHT. STORM DRAINS, DIVERSION DITCHES, PUMPS ETC., SHALL BE USED AS REQUIRED TO MAINTAIN THE INTEGRITY OF THE SYSTEM AT ALL TIMES.

5. ALL SANITARY SEWER PIPE MUST BE BEDDED WITH NUMBER 57 STONE EXTENDING FROM A POINT NOT LESS THAN 6" BELOW THE BOTTOM OF THE PIPE TO THE SPRINGLINE OF THE PIPE. BACKFILL WITH NUMBER 9 GRITS FROM THE SPRINGLINE TO A POINT NOT LESS THAN 12" ABOVE THE CROWN OF THE PIPE. BEDDING SHALL PROVIDE A UNIFORM SUPPORT ALONG THE ENTIRE PIPE BARREL, WITHOUT LOAD CONCENTRATION AT JOINT COLLARS OR BELLS. BEDDING DISTURBED BY PIPE MOVEMENT OR BY REMOVAL OF SHORING OR MOVEMENT OF THE TRENCH SHIELD OR BOX SHALL BE RECONSOLIDATED PRIOR TO BACKFILL. BEDDING TO BE COMPACTED TO 95% PROCTOR.

APPROVED/REVISED <i>MARCH, 2018</i>	WARREN COUNTY STANDARD DETAILS DEPARTMENT OF WATER & SEWER	STANDARD NUMBER SG-1
--	---	------------------------------------

SEWER

1. ALL SANITARY PIPE SHALL CONFORM TO ASTM D-2680 FOR ABS/PVC GASKETED COMPOSITE PIPE (TRUSS), ASTM D-3034 FOR SDR 26 GASKETED 4" - 15" DIAMETER OR ASTM F-679 FOR SDR 26 GASKETED 18" - 30" DIAMETER. PIPE LARGER THAN 15" SHALL CONFORM TO ASTM F-949 (A2000) OR ASTM F-1803. CERAMIC COATED CLASS 53 DUCTILE IRON PIPE OR EQUAL MUST BE USED WHERE SPECIFIED BY THE COUNTY SANITARY ENGINEER. JOINTS FOR PVC GRAVITY SEWER PIPE SHALL BE PUSH-ON TYPES WITH RUBBER GASKETS. PIPE ENDS SHALL NOT BE BEVELED. PIPE ENDS MUST BE SEALED.
2. ROOF DRAINS, FOUNDATION DRAINS AND OTHER STORM WATER CONNECTIONS TO THE SANITARY SYSTEM ARE PROHIBITED.
3. NO MANHOLE, OR ANY PORTION OF THE MANHOLE, SHALL BE LOCATED UNDER A SIDEWALK OR DRIVEWAY.
4. SANITARY SEWER LATERALS SHALL BE CONSTRUCTED OF THE FOLLOWING MATERIALS:
 - A) ABS PIPE - ASTM D-2751 WITH SDR 23.5 (6" GLUE JOINT)
 - B) PVC PIPE - ASTM D-3034 WITH SDR 23.5 (6" GLUE OR GASKET JOINT)
ASTM D-2665 SCHEDULE 40
ASTM D-3034 WITH SDR 35 (6" ONLY)
 - C) DUCTILE IRON - CLASS 53 (6")
5. SEWER LATERALS MUST BE EXTENDED TO THE HOUSE SIDE OF UTILITY EASEMENTS AND SHALL BE MARKED BY TWO INCHES (2") BY FOUR INCHES (2" X 4") OR LARGER POSTS. POSTS SHALL BE PAINTED GREEN. A SIX FOOT (6') LENGTH OF #6 REINFORCED BAR SHALL BE INSTALLED AGAINST THE POST. END OF SEWER LATERAL SHALL NOT EXCEED 4' IN DEPTH UNLESS APPROVED BY THE COUNTY SANITARY ENGINEER. SEE DETAIL S-14A.
6. ONLY SANITARY WYES WITH 45° BENDS SHALL BE USED FOR SANITARY LATERAL INSTALLATION. ALL WYES TO BE GLUE JOINTS ON TRUSS AND COMPOSITE PIPE. ALL SANITARY LATERALS MUST BE SIX INCHES (6") IN DIAMETER WITHIN THE RIGHT-OF-WAY NO CONNECTION SHALL BE MADE TO THE CROWN OF THE SEWER MAIN.
7. ALL LATERALS TO BE NOT LESS THAN SIX INCHES (6") INSIDE DIAMETER.
8. THE LOCATION OF SEWER LATERALS MUST BE STAMPED IN THE CURB AT THE TIME THE CURB IS PLACED TO PERMANENTLY INDICATE THE LOCATION OF SAID LATERALS.
9. THE LOCATION OF ALL SEWER LATERALS MUST BE PROVIDED ON THE AS-BUILT PLANS.
10. MANHOLE LATERALS SHALL HAVE AN INVERT TWO INCHES (2") ABOVE MAIN-LINE INVERT.

APPROVED/REVISED

MARCH, 2018

WARREN COUNTY STANDARD DETAILS
DEPARTMENT OF WATER & SEWER

STANDARD NUMBER

SG-2A

SEWER (CONTINUED)

11. EXISTING MANHOLE CASTINGS ARE TO BE RAISED BY EITHER A MANHOLE ADJUSTING RING OR A BARREL SECTION ADDED. IF THE HEIGHT OF NECESSARY ADJUSTMENT IS OVER ONE FOOT (1') OR THERE IS ALREADY AN EXISTING ADJUSTMENT RING BEING USED, THE CONTRACTOR IS TO USE A NEW BARREL SECTION ONLY. EXTRA CARE IS TO BE TAKEN TO INSURE A PROPER AND TIGHT SEAL AT ALL NEW JOINTS.
12. THE CONTRACTOR MUST INSTALL MECHANICAL PLUG(S) AT THE POINT(S) OF CONNECTION TO THE EXISTING SEWER PRIOR TO INITIATING ANY CONSTRUCTION. THE BULK HEAD(S) OR MECHANICAL PLUG(S) SHALL REMAIN IN PLACE UNTIL THE NEW MAINS HAVE BEEN FLUSHED, CLEANED, TESTED, TELEVISED, AND APPROVED FOR USE BY WARREN COUNTY. THE MECHANICAL PLUG(S) CAN ONLY BE REMOVED IN THE PRESENCE OF A WARREN COUNTY SEWER INSPECTOR.
13. TRENCH SAFETY IS THE RESPONSIBILITY OF THE CONTRACTOR. THE CONTRACTOR MUST INSURE THAT ALL APPLICABLE OSHA OPEN TRENCH SAFETY REQUIREMENTS ARE FOLLOWED. IT IS NOT WARREN COUNTY'S RESPONSIBILITY TO INSPECT EACH SITE FOR COMPLIANCE.
14. HDPE PIPE MAY BE USED FOR DIRECTIONAL BORING OF FORCE MAINS WITH APPROVAL FROM THE COUNTY SANITARY ENGINEER. ALL DIRECTIONAL DRILLING SHOULD BE ACCOMPANIED BY DRILLING LOGS AT 25' STATION INCREMENTS, PVC PIPE SHALL BE PERMITTED FOR FORCE MAINS SIX INCHES (6") OR SMALLER IN DIAMETER. FORCE MAINS EIGHT INCHES (8") OR LARGER MUST BE CLASS 53 DUCTILE IRON WITH AN INTERIOR LINING OF EPOXY OR CERAMIC. PVC SHALL CONFORM TO AWWA C900 REQUIREMENTS AND HAVE AN EQUIVALENT OUTSIDE DIAMETER OF DR 14.
15. MINIMUM SLOPE SHALL BE AS FOLLOWS:

<u>PIPE SIZE</u>	<u>MINIMUM SLOPE (%)</u>
6"	2.00
8"	.50
10"	.35
12"	.28
15"	.19
18"	.15

16. ALL MATERIALS USED SHALL BE DOMESTIC, MADE IN THE UNITED STATES OF AMERICA.

APPROVED/REVISED MARCH, 2018	WARREN COUNTY STANDARD DETAILS DEPARTMENT OF WATER & SEWER	STANDARD NUMBER SG-2B
-------------------------------------	---	---------------------------------

PIPE CONNECTIONS INTO MANHOLES

SEWER PIPE TO MANHOLE CONNECTIONS ON ALL SANITARY SEWERS SHALL BE FLEXIBLE AND WATERTIGHT. SEWER PIPE SHALL BE SEALED IN THE MANHOLE SECTION PIPE OPENINGS WITH A RESILIENT CONNECTOR MEETING THE REQUIREMENTS OF ASTM C923. THE CONNECTION MAY BE ANY OF THE FOLLOWING TYPES:

1. RUBBER SLEEVE WITH STAINLESS STEEL BANDING
 - A) KOR-N-SEAL AS MANUFACTURED BY POLLUTION CONTROL SYSTEMS, INC.
 - B) LOCK JOINT FLEXIBLE MANHOLE SLEEVE AS MANUFACTURED BY INTERSPACE CORPORATION
 - C) OR EQUAL
2. RUBBER GASKET COMPRESSION
 - A) PRESS WEDGE II AS MANUFACTURED BY PRESS-SEAL GASKET CORPORATION
 - B) DURA-SEAL MANUFACTURED BY DURA TECH, INC.
 - C) OR EQUAL

RESILIENT CONNECTOR SHALL BE CAST INTEGRALLY INTO THE WALL OF THE MANHOLE SECTION AT TIME OF MANUFACTURE OR SHALL BE INSTALLED BY MECHANICAL MEANS IN OPENINGS CUT INTO MANHOLE WALL PER ASTM C923.

ANY CONNECTION TO AN EXISTING MANHOLE MUST BE MADE BY CORING THE MANHOLE. ANY CORE TO A MANHOLE MUST BE CENTERED IN THE BARREL SECTION. NO CORE SHALL BE MADE ALONG THE SEAM OF THE BARREL SECTION(S).

APPROVED/REVISED

MARCH, 2008

WARREN COUNTY STANDARD DETAILS
DEPARTMENT OF WATER & SEWER

STANDARD NUMBER

SG-3

SEWER TESTING

1. THE CONTRACTOR MUST INSTALL MECHANICAL PLUG(S) AT THE POINT(S) OF CONNECTION TO THE EXISTING SEWER PRIOR TO INITIATING ANY CONSTRUCTION. THE MECHANICAL PLUG(S) SHALL REMAIN IN PLACE UNTIL THE NEW MAINS HAVE BEEN FLUSHED, CLEANED, TESTED, TELEVISED, AND APPROVED FOR USE BY WARREN COUNTY. THE MECHANICAL PLUG(S) CAN ONLY BE REMOVED IN THE PRESENCE OF A WARREN COUNTY SEWER INSPECTOR.
2. ALL NEW MANHOLES SHALL BE VACUUM TESTED. A VACUUM OF 10" OF MERCURY SHALL BE DRAWN ON THE MANHOLE. FOR A 4' MANHOLE LESS THAN 20' DEEP, MANHOLE SHALL HOLD 9" OF MERCURY FOR AT LEAST 1 MINUTE.
3. ALL SANITARY SEWER MAINS MUST BE AIR TESTED. THE STANDARD TEST IS AN AIR PRESSURE TEST OF 5.0 PSI FOR A FIVE (5) MINUTE PERIOD WITH A MAXIMUM OF 1.0 PSI LOSS.
4. ALL NON-TRUSS PIPE SHALL BE TESTED FOR DEFLECTION AFTER BACKFILLING IS COMPLETED (30 DAY MINIMUM REQUIRED). A DEFLECTION TEST WITH A NINE POINT MANDREL WILL BE REQUIRED. NO MECHANICAL PULLING DEVICE SHALL BE USED. A VERTICAL RING DEFLECTION GREATER THAN FIVE PERCENT (5%) WILL NOT BE ALLOWED. THIS DEFLECTION IS DEFINED AS A FIVE PERCENT REDUCTION IN THE VERTICAL BASE OR AVERAGE INSIDE DIAMETER.
5. AT THE TIME THE SANITARY SEWER IS TESTED, THE SEWER MUST BE CLEANED AND TELEVISED WITH VIDEO DOCUMENTATION (DVD) PROVIDED TO WARREN COUNTY. THE VIDEO MUST INCLUDE AUDIO IDENTIFICATION OF PIPE SPANS FROM MANHOLE TO MANHOLE, FLOW DIRECTION, TILT AND PAN OF ALL LATERALS AND CALL OUT ANY SUSPECT PROBLEMS IN THE SYSTEM. ALL PROBLEMS MUST BE IDENTIFIED BY THE CONTRACTOR. THE NECESSARY REPAIRS MUST BE MADE AND THE SEWER MUST THEN BE RE-CLEANED, RE-TESTED AND RE-TELEVISED.
6. A SECOND VIDEO INSPECTION IS REQUIRED ONE YEAR AFTER INSTALLATION AND/OR PRIOR TO THE RELEASE OF THE MAINTENANCE BOND. IF A DEFICIENCY IS IDENTIFIED DURING THIS TELEVISED INSPECTION, THE FAILED SEWER PIPE MUST BE TESTED AND REPAIRED TO THE SATISFACTION OF THE COUNTY SANITARY ENGINEER.
7. THE DEVELOPER SHALL BE RESPONSIBLE FOR ALL COSTS ASSOCIATED WITH THE THE TELEVISIONING, TESTING AND REPAIRS OF THE SANITARY SEWER.

APPROVED/REVISED

MARCH, 2018

WARREN COUNTY STANDARD DETAILS
DEPARTMENT OF WATER & SEWER

STANDARD NUMBER

SG-4

Resolution

Number 18-0586

Adopted Date April 03, 2018

APPROVE THE DESTRUCTION OF VARIOUS WARREN COUNTY SHERIFF'S OFFICE EQUIPMENT

WHEREAS, the Warren County Sheriff's Office has determined there is no longer any service left in the following;

- Office Chair WC# 28313
- Office Chair WC# 26459
- Office Chair WC# 25410
- Office Chair WC#25711
- Office Chair
- Overhead file cabinet
- Duralast 900 amp Jump Starter
- Four Drawer Filing Cabinet WC# 01108
- Dymo Label Maker WC# 31145
- Safariland Holster
- Asp (baton)
- Streamlight Strion LED Flashlight Serial# 171892 0611
- Streamlight Poly – Stinger Flashlight Serial# 445674
- Streamlight Flashlight Serial# 513202 Model# SL-20X
- Law Enforcement Associates, INC recording equipment, Serial #12729. Warren Co ID #11011
- Law Enforcement Associates, INC recording equipment Serial #18906. No Warren Co ID #
- Law Enforcement Associates, INC receiver No Serial # or Warren Co ID #

WHEREAS, the Warren County Sheriff's Office plans to dispose of the items properly; and

NOW THEREFORE BE IT RESOLVED, to dispose of the above listed property.

Mr. Young moved for adoption of the foregoing resolution being seconded by Mr. Grossmann. Upon call of the roll, the following vote resulted:

Mrs. Jones – absent
Mr. Grossmann – yea
Mr. Young – yea

Resolution adopted this 3rd day of April 2018.

BOARD OF COUNTY COMMISSIONERS



Tina Osborne, Clerk

cc: Sheriff (file)
B. Quillen – Auditor's Office

Resolution

Number 18-0587

Adopted Date April 03, 2018

ENTER INTO STATEMENT OF WORK AGREEMENT WITH IPSWITCH WHATSUPGOLD
ON BEHALF OF WARREN COUNTY TELECOMMUNICATIONS

WHEREAS, the department has a need to purchase software and configuration services to support current public safety operations; and

WHEREAS, Ipswitch WhatsUpGold requires a statement of work agreement prior to actual services being provided;

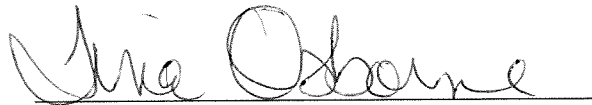
NOW THEREFORE BE IT RESOLVED, to enter into a statement of work agreement with Ipswitch WhatsUpGold on behalf of Warren County Telecommunications; as attached hereto and made a part hereof.

Mr. Young moved for adoption of the foregoing resolution being seconded by Mr. Grossmann. Upon call of the roll, the following vote resulted:

Mrs. Jones – absent
Mr. Grossmann – yea
Mr. Young – yea

Resolution adopted this 3rd day of April 2018.

BOARD OF COUNTY COMMISSIONERS



Tina Osborne, Clerk

cc: c/a – Ipswitch WhatsUpGold
Telecom (file)

ipswitch › WhatsUpGold

Statement of Work

For: Warren County Board of Commissioners

Date: 3/1/2018

Prepared by: Jason Alberino

Revision: 1.3

ipswitch

Secure. Control. Perform.



Introduction

This Statement of Work (this "SOW") is between Warren County Board of Commissioners ("Customer") and Ipswitch, Inc. ("Ipswitch") and sets forth the business parameters and other matters regarding services that Customer has engaged Ipswitch to provide hereunder (the "Services"). This SOW and performance of the parties hereunder is governed by and subject to the terms and conditions set forth in this SOW.

Project Scope

The scope of this SOW is the Setup, configuration, validation and knowledge transfer of WhatsUp Gold (WUG) and WhatsUp Log Management Suite (WULM). The deliverables include:

SERVICES - WULM	RESPONSIBILITY
Installation and/or validation the WhatsUp Log Management Suite (WULM) components are installed using best practices <ul style="list-style-type: none"> • Event Archiver • Event Analyst • Event Alarm • Event Rover 	Ipswitch
Configuration of WULM to use an existing Customer SQL Server	Ipswitch
Adding of devices and log types to WULM	Ipswitch
Validate device log collection schedules	Ipswitch
Validate log archiving schedules	Ipswitch
Validate the setup of Windows Event Viewer directories	Ipswitch
Creation of Event Alarms based upon Customer needs	Ipswitch
Setup and configuration of Event Alarm functionality	Ipswitch
Discuss which events need alerts	Ipswitch
Setting up a representative sample of alerts	Ipswitch
Creation and/or modification of a representative sample of reports	Ipswitch

SERVICES - WUG	RESPONSIBILITY
WUG architectural discussion. This is to include but is not limited to: Use of custom monitors, Escalation paths, Dependency mapping, Alerting, Email notifications, Hardware resources	Ipswitch and Customer
Implementation and configuration of SNMP and WMI	Customer
WUG environment configuration validation	Ipswitch
WUG database backup (WhatsUp, Netflow, & NFArchive)	Customer
Validation and or modification of WUG global settings	Ipswitch
Execution and or validation of a WhatsUp Gold discovery. This includes a Layer 2 discovery and generation of Layer 2 topology maps.	Ipswitch
Adding or modifying of devices based on Discovery	Ipswitch
Creation and/or modification of a discovery schedule	Ipswitch
Creation and/or modification of a representative sample of dashboards	Ipswitch
Configuration and/or modification of a representative sample of device dependencies based upon Customer's requirements	Ipswitch
Configuration and/or modification of a representative sample of actions to illustrate notification best practices	Ipswitch

SERVICES – WUG (continued)	RESPONSIBILITY
Configuration and/or modification of a representative sample of devices to make use of actions/notifications and escalations	Ipswitch
Configuration of a representative sample of groups to illustrate associated best practices	Ipswitch
Creation and/or reconfiguration of a representative sample of Alert Center Thresholds and notifications	Ipswitch
Configuration of a representative sample of Flow Monitoring for flow enabled devices in WUG that show the following: <ul style="list-style-type: none"> • Configuration of NTA settings and retention • Review of collected flow data • Configuration of a NTA dashboard 	Ipswitch

Customer Responsibilities

Customer acknowledges that its timely provision of office accommodations, facilities, equipment, assistance, cooperation, complete and accurate information and data from Customer’s officers, agents, and employees, and suitably configured computer products (collectively, “cooperation”) is essential to the performance of any of the Services set forth in this SOW. Customer acknowledges that Ipswitch’s ability to perform the Services and any financial estimate or schedule or milestone commitments related thereto depends upon Customer’s cooperation on a timely basis. Customer will also be responsible for:

- Scheduling of the entire engagement (For remote in 4 hour increments) prior to or during the initial engagement meeting.
- Assigning a primary contact and point of authorization as the Customer project manager. This single point of contact will be responsible for facilitating all communications between Ipswitch and Customer for issue resolution, activity scheduling, and information collection and dissemination. The timeliness of communications and other activities will directly affect Ipswitch’s ability to meet agreed upon schedule deadlines.
- Providing access to the server(s) via Terminal Services and or WebEx
- Providing account and password in timely manner after SOW execution
- Participating in project meetings
- Maintaining of hardware and network resources
- All software and hardware licenses
- Support contracts in the event a support case needs to be opened

Assumptions and Constraints

At the onset of any new collaborative endeavor, it is important to identify the assumptions and constraints that will serve as the ground rules under which the parties will operate and upon which the scope will be defined. The staffing, schedule and estimates are based upon a number of assumptions as follows:

- Ipswitch will complete as many services (stated above) as the SOW duration permits. Complete implementation of stated services is not possible within the SOW duration Customer purchased.
- Customer has completed all prerequisites prior to the Ipswitch engineer starting on the deliverables

- Software customizations and custom scripting written by Ipswitch is based on the current version of WhatsUp Gold and plugins as of the date of this document. Ipswitch DOES NOT GUARANTEE that software modifications and custom scripting will continue to function after a version upgrade and/or service packs application. Custom scripting comes with no warranty or support.
- Customer has SNMP enabled and tested on all devices prior to the start of the engagement.
- The project plan assumes a continuous work timeline for onsite service delivery and multiple four hour sessions over a period of time (Up to 30 days) for remote service delivery.
- Customization of email templates are based upon functionality and variables available within WhatsUp Gold.
- Classifying of flow unclassified traffic is very time consuming. Ipswitch will work with the Customer to show and explain how to classify flow traffic but will be unable to classify all traffic within the defined SOW timeframe.
- Customer's working hours will adhere to those of Ipswitch and may include scheduled meetings either early in the morning or later in the evening.
- Software customizations and/or custom scripting written/modified as part of this SOW remains the property of Ipswitch, Inc. Customer has use of any provided software customizations and/or custom scripting.
- Customer is responsible for any and all software licenses.
- Changes in project scope may impact the project schedule and/or budget. All changes must be documented in a formal Change Request, which shall include a description of any work, cost and/or time impact. Ipswitch and Customer must approve all Change Requests before any additional work will commence.
- The preceding list of assumptions will be confirmed and expanded during the planning phase and adjusted as necessary throughout the assessment. As with any project, a change in project constraints or objectives can significantly impact the overall project schedule and budget.

Fees

Engagement Type	Description
	Remote – Fixed Fee

Resource	Duration	Cost
Senior Engineer	24 hours	Provided in Quote
Total	24 hours	

Terms and Conditions

Any and all computers, software licenses, or other items needed to complete the deliverable(s) listed above are the responsibility of the Customer unless prior arrangements are made in writing.

Warranty

The services are provided by Ipswitch in a professional and workmanlike manner. Ipswitch and Ipswitch suppliers do not make, and hereby disclaim, any and all other express and/or implied warranties, including, but not limited to, warranties of merchantability, fitness for a particular purpose, noninfringement and title, and any warranties arising from a course of dealing, usage, or trade practice.

Payment Terms

Ipswitch will bill for this SOW upon signatory execution of this SOW or placement of a purchase order, whichever occurs first. Payment is due net 30.

Solicitation

Customer acknowledges that personnel and employees represent significant assets to Ipswitch. The loss of which would be detrimental to Ipswitch's current and future business profits. In consideration of the foregoing, Customer agrees that for the term of this Statement of Work and for a period of twelve (12) months thereafter, Customer will not directly or indirectly:

- (a) Recruit, hire, engage or attempt to recruit, hire, solicit, or engage, discuss employment with, or otherwise utilize the services in any capacity of any Ipswitch employee, or encourage such employee to terminate his or her employment with Ipswitch, so long as such person or persons performed services on behalf of Customer under this SOW. Notwithstanding the foregoing, general solicitations through advertisements, trade shows, job fairs and the like and unilateral discussions initiated by the employee shall be deemed not to be a breach of this Section.

Termination of Services

Customer may terminate services at any time, without cause, by providing Ipswitch with at least one (1) week prior written notice. Failure to provide one week prior notice for cancellation or rescheduling of work will be considered a breach of contract. Customer shall pay the fees and expenses, as well as the cost of materials for which Ipswitch has become obligated in connection with the contemplated Services, through the effective date of termination. Each party will use reasonable efforts to mitigate fees and expenses in the event of such termination.

Authority

Each individual executing this Agreement on behalf of the Parties represents and warrants that he or she is duly authorized to execute and deliver this Agreement on behalf of their Party and that this Agreement is binding upon their Party in accordance with its terms and conditions.

Acceptance of Proposal

CUSTOMER ACKNOWLEDGES THAT IT/HE/SHE HAS FULLY AND COMPLETELY READ THIS AGREEMENT, UNDERSTANDS IT, AND AGREES TO BE BOUND BY ITS TERMS. EITHER AN EXECUTION OF THIS STATEMENT OF WORK, A PURCHASE ORDER OR SCHEDULING OF SERVICES CONSTITUTES ACCEPTANCE OF THIS STATEMENT OF WORK. FURTHER, CUSTOMER AGREES THAT THIS DOCUMENT IS THE COMPLETE AND EXCLUSIVE STATEMENT OF THE AGREEMENT BETWEEN THE PARTIES, SUPERCEDING ALL OTHER PROPOSALS, ORAL OR WRITTEN, AND ALL OTHER COMMUNICATIONS BETWEEN THE PARTIES RELATING TO THE SUBJECT MATTER OF THIS AGREEMENT. PROVIDED, NEVERTHELESS, THAT IPSWITCH AND CUSTOMER MAY ALTER, AMEND, OR MODIFY THIS AGREEMENT, SUCH ALTERATION, AMENDMENT OR MODIFICATION TO BE IN WRITING AND DULY EXECUTED.

EXECUTED AS AN INSTRUMENT UNDER SEAL THIS Date:

Ipswitch, Inc.

By: Mitchell Alcon
Name: Mitchell Alcon
Title: V.P. Sales Ops

Warren County Board of Commissioners

By: [Signature]
Name: Tom Grossmann
Title: President

APPROVED AS TO FORM

[Signature]
Kathryn M. Horvath
Asst. Prosecuting Attorney



OMNI BUSINESS FORMS, INC. (513) 860-0111

OFFICES OF WARREN COUNTY, OHIO

PURCHASE ORDER - REQUISITION - CERTIFICATE

ORDER NO. 20550 ✓ Lebanon, Ohio Date 4/7/17

Vendor Name IP SWITCH Vendor # 83803 ✓ Fund # 101
 Street Po Box 3726 Trans. Code _____ Subfund # _____
 City, State, Zip New York, NY 10008- Prog. Code _____ Function # 2812
 Remittance Address (Required) 3726 Class. Code _____ Object # 400
 Street SARL Subaccount _____
 City, State, Zip _____

Memo Renewal - Whats Up Gold Maint. Suite Total P.O. Amount \$14,641.57 ✓

Auditor's Use Only:

QUANTITY	DESCRIPTION OF SERVICES	PRICE
1	Whats Up Gold Prem. 500 9/24/17- 4/4/20	* 5781.37
1	Network TRAFFIC ANAL. 5 5/28/17- 4/4/20	1,152.80 ✓
1	Whats Up log Maint Ste. 5/28/17- 4/4/20	822.72
1	Whats Up log Maint Ste 50 Server Lic. 5/28/17- 4/4/20	6,884.68
Per Quote: 2017-283729		

Billing to: Warren Co Telecom, 500 Justice Dr, Lebanon, Oh 45036

OFFICE OR DEPARTMENT Warren Co Telecom SIGNATURE & TITLE G. ESTES, Deputy Director ✓

COUNTY AUDITOR'S CERTIFICATE (5705.410 O.R.C.)

It is hereby certified that the amount (\$ 14,641.57) required to meet the contract, agreement, obligation, payment or expenditure, for the above, has been lawfully appropriated or authorized or directed for such purpose and is in the County Treasury or in the process of collection to the credit line of Telecom

County Commissioners (If Applicable)

Fund free from any obligation or certification now outstanding.
 Date Posted 4.12.2017
 By Maal Walker Deputy MATT NOLAN, AUDITOR

Date Approved 4.11.17

This order not valid unless County Auditor's Certificate is signed.

WARREN COUNTY IS AN EQUAL OPPORTUNITY EMPLOYER AND AS SUCH REQUIRES ITS CONTRACTORS AND SUPPLIERS TO ABIDE BY FEDERAL, STATE, AND LOCAL EEO RULES, REGULATIONS AND RELEVANT ORDERS. FAILURE OF VENDOR TO DO SO MAY RESULT IN CANCELLATION, SUSPENSION, OR TERMINATION OF CONTRACT/OBLIGATION.

ORIGINAL

Resolution

Number 18-0588

Adopted Date April 03, 2018

APPROVE MEMORANDUM OF UNDERSTANDING AND ADDENDUM/AMENDMENT TO THE LABOR CONTRACTS BETWEEN THE WARREN COUNTY SHERIFF'S OFFICE AND THE WARREN COUNTY DEPUTY SHERIFFS' BENEVOLENT ASSOCIATION

WHEREAS, there is a need to consider a Memorandum of Understanding and contract addendum/amendment changing the collective bargaining agreements ("labor contract") between the Warren County Sheriff's Office and the Warren County Deputy Sheriffs' Benevolent Association covering Sworn Supervisor and Sworn Deputy bargaining units; and

WHEREAS, the Memorandum of Understanding contains information regarding changes to Article 22; and

NOW THEREFORE BE IT RESOLVED, that the Board of County Commissioners approves the above referenced Memorandum of Understanding and incorporating changes to the labor contract covering Sworn Supervisor and Sworn Deputy bargaining units. Copy of Memorandum of Understanding attached hereto and made a part hereof.

Mr. Young moved for adoption of the foregoing resolution being seconded by Mr. Grossmann. Upon call of the roll, the following vote resulted:

Mrs. Jones – absent
Mr. Grossmann – yea
Mr. Young – yea

Resolution adopted this 3rd day of April 2018.

BOARD OF COUNTY COMMISSIONERS


Tina Osborne, Clerk

cc: c/a – Warren County Deputy Sheriffs' Benevolent Association
Sheriff (file)


**Memorandum of Understanding
Between
The Warren County Sheriff and
The Warren County Sheriff's Office Benevolent Association**

The Warren County Sheriff and the Warren County Sheriff's Office Benevolent Association collectively referred to as "the Parties" hereby agree to the following Memorandum of Understanding (MOU) which shall be an understanding concerning the addition of clarification language to Section 22.13 of the Sworn Supervisor and Sworn Deputies contract. The Parties have executed the collective bargaining agreement effective through *November 20, 2019, SERB Case No. 2016-MED-08-0784, 0785, 0786, 0787 and 0788*. In an effort to clarify and/or interpret certain terms of that agreement, the Parties mutually agree as follows (new language in bold, omitted language stricken):

- "Section 22.13 *In the event that a double shift is* **scheduled and required by the employer and** *worked, officers* **deputies** *will receive one and one half (1½) times the employee's hourly rate for the second shift worked. Voluntary shift trades or shift switches are not applicable to this section."*


The Parties have accepted this MOU voluntarily and without coercion, and none of the Parties has been pressured to accept the provisions of this MOU for any reason.

For the Warren County Sheriff:




Larry L. Sims, Sheriff

For the Warren County Sheriff's Office
Benevolent Association:



Deputy Scott Williams, President

For the Warren County Commissioners:



Tom Grossmann, County Commissioner

Resolution

Number 18-0589

Adopted Date April 03, 2018

ENTER INTO A TEMPORARY ENTRANCE AND WORK AGREEMENT WITH EZEKIAL & SHELIA K. COUCH FOR THE CEDAR HILL ROAD CULVERT REPLACEMENT PROJECT

WHEREAS, in order to improve the public safety of Cedar Hill Road a culvert replacement is to be constructed, and it is necessary to enter onto the property, parcel # 06-26-200-016 located at 8654 Cedar Hill Road, Waynesville, OH 45068 which is owned by Ezekial & Shelia K. Couch, Grantors; and

WHEREAS, in order to complete this work; Grantee requests permission from Grantor to enter onto the said real estate for the purpose of completing the following items of work:

1. Remove trees, trim tree limbs, and/or brush as necessary for construction of the culvert.
2. Construct a culvert with gabion headwalls.
3. Place rock channel protection.
4. Grade the channel for proper stream flow.
5. When weather permits, seed and straw any disturbed area.

WHEREAS, in order to accomplish the foregoing, it is necessary to enter into a temporary entrance and work agreement with the property owner;

NOW THEREFORE BE IT RESOLVED, to enter into a Temporary Entrance and Work Agreement with Ezekial & Shelia K. Couch, for the Cedar Hill Road culvert replacement Project, a copy of which is attached hereto and made a part hereof, for the sum of \$1.00 as consideration thereof.

Mr. Young moved for adoption of the foregoing resolution being seconded by Mr. Grossmann. Upon call of the roll, the following vote resulted:

Mrs. Jones – absent
Mr. Grossmann – yea
Mr. Young – yea

Resolution adopted this 3rd day of April 2018.

BOARD OF COUNTY COMMISSIONERS



Tina Osborne, Clerk

cc: c/a – Couch, Ezekial & Shelia
Engineer (file)

TEMPORARY ENTRANCE AND WORK AGREEMENT

ARTICLES OF AGREEMENT

This agreement is entered into on the date stated below by Ezekial Couch and Shelia K. Couch, husband and wife, whose tax mailing address is 8654 Cedar Hill Road, Waynesville, Ohio 45068 (hereinafter the "Grantors"), and the Warren County Board of County Commissioners, whose mailing address is 406 Justice Drive, Lebanon, Ohio 45036 (hereinafter the "Grantee").

Witnesseth:

In order to improve the public safety of Cedar Hill Road a culvert replacement project is to be constructed. In order to replace the culvert it is necessary to enter onto property owned by the Grantors. The subject real estate is located at 8654 Cedar Hill Road, Waynesville, Ohio 45068, identified as Parcel #06-26-200-016. Grantee requests permission from Grantors to enter onto the said real estate for the purpose of completing the following items of work:

1. Remove trees, trim tree limbs, and/or brush as necessary for construction of the culvert.
2. Construct a culvert with gabion headwalls.
3. Place rock channel protection.
4. Grade the channel for proper stream flow.
5. When weather permits, seed and straw any disturbed area.

Upon completion of the above mentioned items of work, the Grantee agrees to restore any disturbed property, with the exception of any trees, tree limbs, and brush that are removed, to its original condition, but not better than any pre-existing condition.

Now, therefore, in consideration of One Dollar (\$1.00), the receipt and sufficiency of which are hereby stipulated, Grantors do hereby grant a *license* to Grantee, its agents and employees, to enter onto the aforesaid real estate to complete the aforementioned items of work.

This Temporary Entrance and Work Agreement shall bind and inure to the benefit of each party hereto and their respective heirs, successors and assigns and shall terminate upon the completion of the Cedar Hill Road Bridge Replacement Project or until December 31, 2018, whichever comes first.

[the remainder of this page is blank]

IN EXECUTION WHEREOF, Ezekial Couch and Shelia K. Couch, the Grantors herein, have hereunto set their hands on the date stated below.

Grantors:

Signature: Ezekial Couch

Printed Name: Ezekial Couch

Date: 3-21-18

Signature: Shelia Couch

Printed Name: Shelia K. Couch

Date: 3/21/18

STATE OF OHIO, COUNTY OF WARREN, ss.

BE IT REMEMBERED, that on this 21ST day of MARCH, 2018, before me, the subscriber, a Notary Public in and for said state, personally came an individual or individuals known or proven to me to be Ezekial Couch and Shelia K. Couch, being the **Grantors** in the foregoing Agreement, and acknowledged the signing thereof to be their voluntary act and deed.

IN TESTIMONY THEREOF, I have hereunto subscribed my name and affixed my seal on this day and year aforesaid.



DOMINIC M. BRIGANO
NOTARY PUBLIC
STATE OF OHIO
Comm. Expires
02/06/22
Recorded in
Warren County

Notary Public: D. M. Brigano
My commission expires: 02/06/22

[the remainder of this page is blank]

IN EXECUTION WHEREOF, the Warren County Board of County Commissioners, the Grantee herein, have caused this agreement to be executed by Tom Grossmann, its President on the date stated below, pursuant to Resolution Number 18-0589, dated 4/3/18.

Grantee: _____
Signature: Tom Grossmann
Printed Name: Tom Grossmann
Title: President
Date: 4/3/18

STATE OF OHIO, WARREN COUNTY, ss.

BE IT REMEMBERED, that on this 3 day of April, 2018 before me, the subscriber, a Notary Public in and for said state, personally came a certain individual known or proven to me to be Tom Grossmann, President of the Warren County Board of County Commissioners, being the **Grantee** in the foregoing Agreement, and acknowledged the signing thereof to be his voluntary act and deed, and pursuant to the Resolution authorization him to act.

IN TESTIMONY THEREOF, I have hereunto subscribed my name and affixed my seal on this day and year aforesaid.



LAURA K. LANDER
NOTARY PUBLIC
STATE OF OHIO
Recorded in
Warren County
My Comm. Exp. 12/26/2022

Notary Public: [Signature]
My commission expires: 12/26/2022

Prepared by:

DAVID P. FORNSHELL,
PROSECUTING ATTORNEY
WARREN COUNTY, OHIO

By: [Signature]
Adam Nice, Assistant Prosecutor
500 Justice Drive
Lebanon, OH 45036
Ph. (513) 695-1399
Fx. (513) 695-2962
Email: Adam.Nice@co.warren.oh.us

Resolution

Number 18-0590

Adopted Date April 03, 2018

ENTER INTO A WATER SERVICE AGREEMENT WITH THE VILLAGE OF SOUTH LEBANON ("SOUTH LEBANON") RELATIVE TO THE TURTLECREEK ROAD AREA

WHEREAS, South Lebanon has received a request for water service from Site Worx LLC, to serve its proposed corporate office and warehouse facility site located in the corporate limits of South Lebanon; and

WHEREAS, the water main owned by South Lebanon in closest proximity to Site Worx site is approximately 1,900 feet from Site Worx; and

WHEREAS, in addition to Site Worx, there are additional properties within the corporate limits of South Lebanon along Turtlecreek Road without the ability to connect to a South Lebanon owned water main; and

WHEREAS, a suitable water main owned and operated exclusively by the County to provide water service is readily available to the properties that are located along Turtlecreek Road; and,

WHEREAS, the County is willing to extend its water main into the corporate limits of South Lebanon to serve Site Worx, as long as South Lebanon releases all of the properties identified in the agreement and transfers the exclusive rights to the County to be the sole water service provider for all such properties in perpetuity; and,

WHEREAS, South Lebanon desires to release and transfer to the County, the exclusive rights for the County to be the sole water service provider in perpetuity to all of the properties identified in agreement, regardless of whether the acreage of each parcel remains unchanged or are split and/or subdivided and/or consolidated and/or platted and/or replatted in to multiple parcels or lots in the future;


NOW THEREFORE BE IT RESOLVED, that the Water Service Agreement by and between the Village of South Lebanon and Warren County is hereby approved and accepted, subject to the terms and provisions of said agreement, a copy of which is attached hereto and made a part hereof.

Mr. Young moved for adoption of the foregoing resolution being seconded by Mr. Grossmann. Upon call of the roll, the following vote resulted:

Mrs. Jones – absent
Mr. Grossmann – yea
Mr. Young – yea

Resolution adopted this 3rd day of April 2018.

BOARD OF COUNTY COMMISSIONERS


Tina Osborne, Clerk

CAW

cc: c/a – Village of South Lebanon
Water/Sewer (file)
Village of South Lebanon – J. Haddix

WATER SERVICE AGREEMENT

This WATER SERVICE AGREEMENT (hereinafter, the "Agreement") is entered into on the date stated below by and between the SOUTH LEBANON VILLAGE COUNCIL, acting on behalf of the VILLAGE OF SOUTH LEBANON, an Ohio municipal corporation operating under a statutory scheme of municipal government in accordance with Chapter 731.09, et seq., of the Revised Code, 99 North High Street, South Lebanon, Ohio 45036 (hereinafter "South Lebanon") and the WARREN COUNTY BOARD OF COMMISSIONERS, an Ohio political subdivision operating under a statutory scheme of County government in accordance with Chapter 305, et seq., of the Revised Code, 406 Justice Drive, Lebanon, Ohio 45036 (hereinafter, the "County").

WITNESSETH:

WHEREAS, South Lebanon has received a request for water service from Site Worx LLC, an Ohio limited liability company (hereinafter, "Site Worx") to serve its proposed corporate office and warehouse facility site located in the corporate limits of South Lebanon, Warren County, Ohio (the "Site Worx site"); and,

WHEREAS, the water main owned by South Lebanon in closest proximity to the Site Worx site is approximately 1,900 feet from the Site Worx site; and,

WHEREAS, in addition to the Site Worx site, there are additional properties, identified in Table 1 below, within the corporate limits of South Lebanon along Turtlecreek Road without the ability to connect to a South Lebanon owned water main; and

WHEREAS, a suitable water main owned and operated exclusively by the County to provide water service is readily available to the properties identified in Table 1 below that are located along Turtlecreek Road; and,

WHEREAS, the County is willing to extend its water main into the corporate limits of South Lebanon to serve the Site Worx site, as long as South Lebanon releases all of the properties identified in Table 1 below and transfers the exclusive rights to the County to be the sole water service provider for all such properties in perpetuity; and,

WHEREAS, South Lebanon desires to release and transfer to the County the exclusive rights for the County to be the sole water service provider in perpetuity to all of the properties identified in Table 1 below, regardless of whether the acreage of each parcel remains unchanged or are split and/or subdivided and/or consolidated and/or platted and/or replatted in to multiple parcels or lots in the future.

NOW, THEREFORE, in consideration of the promises and the mutual covenants set forth herein, the County and South Lebanon, hereby agree as follows:

1) This Agreement hereby creates an area shall be known for all purposes herein as the County Retail Water Service Area as illustrated in the attached Exhibit "A" incorporated herein and made a part hereof, which consists of the entire acreage of the parcels identified in Table 1:

TABLE 1
County Retail Water Service Area
Village of South Lebanon, Warren County

Parcel ID	Account No.	Owner	Acreage
12-08-478-001	6804986	Site Worx LLC, an Ohio limited liability company	14.468
12-08-478-013	6803262	Oeder & Son's Garage Inc.,	0.277
12-02-351-002	6803459	Oeder Holdings, LLC, an Ohio limited liability company	25.7834
12-01-102-001	6801294	The Village of South Lebanon	5.001
TOTAL			45.5294

(2) South Lebanon hereby releases and transfers all of its exclusive rights and responsibilities to serve as the water service provider in accordance with Ohio Revised Code §6103.03 et seq. to the County, and the County shall be the sole and exclusive Retail Water Service Provider, in perpetuity, in the Retail Water Service Areas illustrated in Exhibit "A" consisting of the entire acreage of the properties identified in Table 1 above (regardless of whether the acreage of each parcel remains unchanged or is split and/or subdivided and/or consolidated and/or platted and/or replatted in to multiple parcels or lots in the future).

(3) The County shall not provide water service to any other properties within South Lebanon's service area, not already subject to a separate written agreement between the parties, without South Lebanon's written approval.

4) Within the area released to the County for retail water service, the County shall own, operate, and maintain the water mains, and be solely responsible therefor. Service to the properties shall be in accordance with County rules, regulations, and standards applicable to such service, including without limitation those providing for the provision of water service outside County boundaries, as such rules, regulations and standards may be modified or amended from time to time. Water service customers within the area released will be required to install and maintain redundant pressure reducing valves within five feet after the County owned meter. All costs and responsibility of pressure reducing valves will be those of the property owner.

5) The Tap-In fees and water user rates charged to customers shall be collected and paid to the County as established by the County, as set forth in the County's applicable fee schedules. These fees and user rate schedules shall be subject to adjustment as determined by the County.

6) South Lebanon agrees to issue required permits and allow the County to work within any right of way of Turtlecreek Road that may be in the corporate limits of South Lebanon, without paying fees or costs, if such work relates to the construction, operation, repair and maintenance of the County's water main and appurtenant apparatus used in the provision of water service in the County Water Service Area. The County shall be responsible for obtaining

required permits from the County Engineer for any area of the right of way of Turtlecreek Road located outside the corporate limits of South Lebanon.

7) Miscellaneous.

- a) Definition. Retail water service shall be defined to mean that all of the owners and occupants in the County Water Service Area illustrated in Exhibit A who shall receive their exclusive water supply from the County, and such owners and occupants shall be the exclusive retail customers of the County whose consumption shall be billed directly by the County, and such owners and occupants shall pay the tap-in fees and their water consumption bills directly to the County, and they shall strictly comply with the Rules and Regulations of the Warren County Water and Sewer Department in effect at the time the parties execute this Agreement, and as may be amended thereafter. See www.co.warren.oh.us/water/rules.pdf.
- b) Consideration. The parties stipulate that there is mutual benefit and consideration provided and received by virtue of the terms and conditions of this Agreement.
- c) Binding Effect. This Agreement shall run with the land and shall be binding and enforceable upon the parties and their successors and permitted assigns.
- d) Assignment. This Agreement shall not be assignable by any of the parties hereto without the written consent of the other party.
- e) Waiver. Neither any failure nor any delay by any party in exercising any right under this Agreement or any amendment thereto will operate as a waiver of such right, and any waiver of a right must be in writing. Any waiver of a particular default, specific right or remedy, or any single or partial exercise of any right will preclude any other or further exercise of such right or any other right.
- f) Partial Invalidity. Wherever possible, each provision hereof shall be interpreted in such manner as to be effective and valid under applicable law, but in case any one or more of the provisions contained herein shall, for any reason, be held to be invalid, illegal or unenforceable in any respect, such invalidity, illegality or unenforceability shall not affect any other provisions of this Agreement, and this Agreement shall be construed as if such invalid, illegal or unenforceable provision or provisions had never been contained herein unless the deletion of such provision or provisions would render the completion of the transactions contemplated hereby to be unreasonable.
- g) Integration of Agreement. This Agreement supersedes all prior agreements, oral and written, between the parties with respect to the subject matter thereunder. Neither this Agreement, nor any provision hereof, may be changed, waived, discharged, supplemented or terminated orally, but only by an agreement in writing signed by all of the parties hereto.

- h) Governing Law and Venue. This Agreement shall be construed under the laws of the State of Ohio. By agreement of the parties, the venue for any and all claims, disputes, interpretations and litigation of any kind arising out of or related thereto in any way to this Agreement shall exclusively be in the Warren County, Ohio Court of Common Pleas (unless both parties mutually agree in writing to alternate dispute resolution), and the parties hereby waive any right to bring or remove such matters in or to any other state or federal court.

SOUTH LEBANON:

IN EXECUTION WHEREOF, the South Lebanon Village Council, has caused this Agreement to be executed by James D. Smith, its Mayor, and Nicole Armstrong, its Fiscal Officer, in accordance with section 731.14 of the Revised Code, on the date stated below, pursuant to the accompanying Resolution Number 2018-11, dated 3/15/18 authorizing this Agreement and the said public officials to execute the Agreement on its behalf.

VILLAGE OF SOUTH LEBANON

SIGNATURE: James D. Smith
NAME: James D. Smith

TITLE: Mayor

DATE: 3/15/18

SIGNATURE: Nicole Armstrong
NAME: Nicole Armstrong

TITLE: Fiscal Officer

DATE: 3/15/18

Approved as to form:

PAUL R. REVELSON
VILLAGE SOLICITOR
VILLAGE OF SOUTH LEBANON, OHIO


Paul R. Revelson

Date: 3/15/18

COUNTY:

IN EXECUTION WHEREOF, the Warren County Board of Commissioners has caused this Agreement to be executed by Tom Grossmann, its President or Vice-President, on the date stated below, pursuant to Board Resolution No. 18-0590, dated 4/3/18 authorizing this Agreement and the said public officials to act on its behalf.

WARREN COUNTY BOARD OF
COMMISSIONERS

SIGNATURE: 


NAME: Tom Grossmann

TITLE: President

DATE: 4/3/18

Approved as to form:

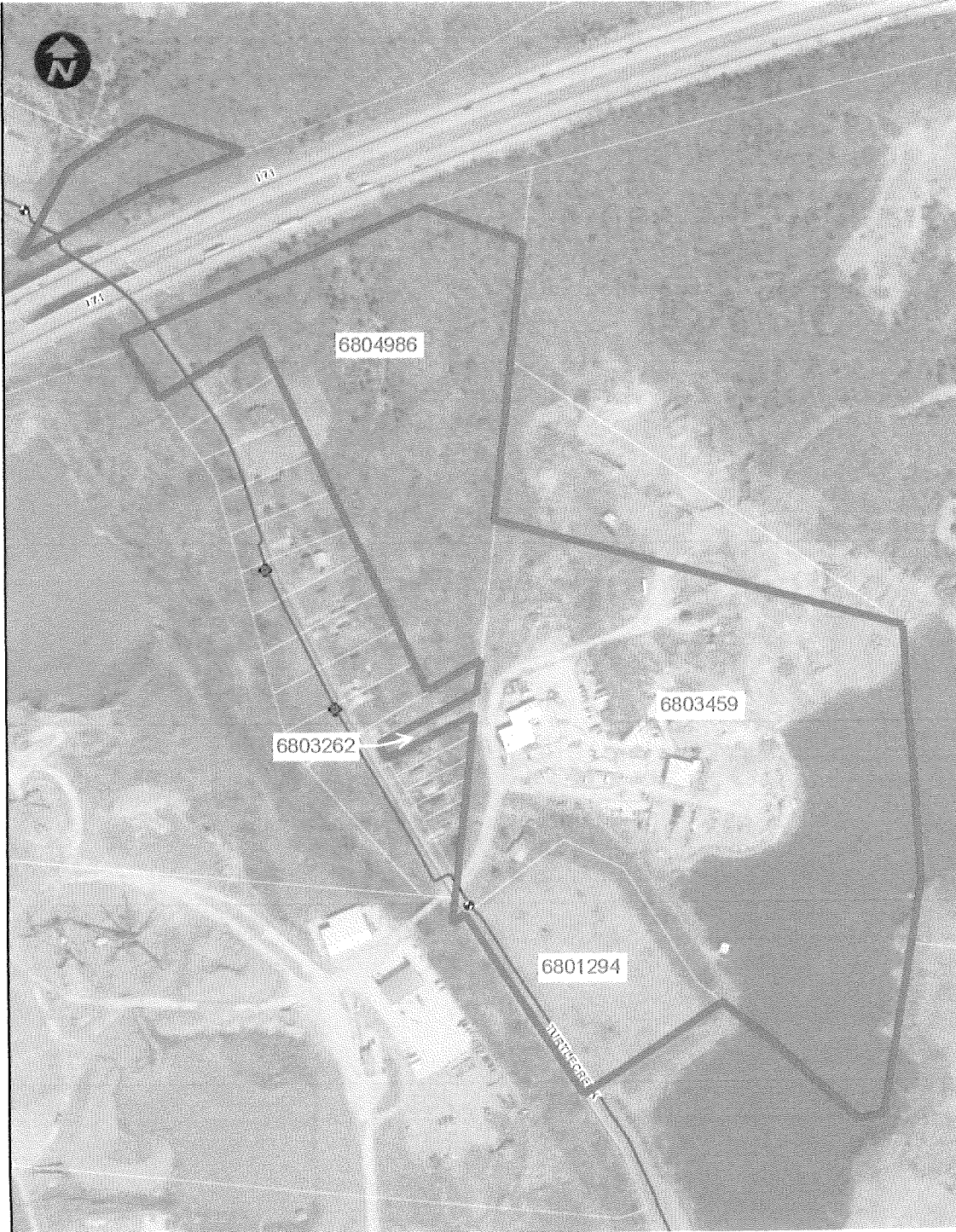
DAVID P. FORNSHELL
PROSECUTING ATTORNEY
WARREN COUNTY, OHIO



By: Bruce McGary, Asst. Prosecutor

Date: 3/28/18

EXHIBIT A
COUNTY RETAIL WATER SERVICE AREA
South Lebanon, Warren County



**VILLAGE OF SOUTH LEBANON, OHIO
RESOLUTION NO. 2018-11**

**A RESOLUTION APPROVING AND FURTHER AUTHORIZING THE MAYOR
AND FISCAL OFFICER TO EXECUTE A WATER SERVICE AGREEMENT WITH
WARREN COUNTY RELATING TO THE TURTLECREEK ROAD AREA**

WHEREAS, the Village has received a request from Siteworx, LLC for water service to a planned office/warehouse facility for their business on Turtlecreek Road; and

WHEREAS, the Village does not currently provide water service to the area shown on Exhibit A of the Agreement; and,

WHEREAS, it is not feasible to extend water service along Turtlecreek Road due to the existing large water mains owned by Greater Cincinnati Water Works and the Warren County Board of Commissioners; and

WHEREAS, the County is willing to extend water service to the area shown on Exhibit A; and

WHEREAS, the Village Council desires to enter into a Water Service Agreement with Warren County.

NOW, THEREFORE, BE IT RESOLVED by the Council of the Village of South Lebanon, Ohio, at least a majority of all members elected thereto concurring:

Section 1. That the Council approves and authorizes the Mayor and Fiscal Officer to execute the Water Service Agreement attached hereto.

Section 2. That the Council is acting in its administrative capacity in adopting this Resolution.

Section 3. That the recitals contained within the Whereas Clauses set forth above are incorporated by reference herein.

Section 4. That it is found and determined that all formal actions of the Council concerning and relating to the adoption of this Resolution were adopted in an open meeting of Council in compliance with all legal requirements, including Section 121.22 of the Ohio Revised Code.

Adopted this _____ day of _____, 2018.

Attest: Nicole Armstrong
Nicole Armstrong, Fiscal Officer/Clerk

James D. Smith
James D. Smith, Mayor

Rules Suspended: / /2018 (if applicable)	Effective Date - / /2018
Vote - ___ Yeas ___ Nays	
First Reading - <u>2/15/2018</u>	Effective Date - / /2018
Second Reading - <u>3/11/2018</u>	
Third Reading - <u>3/15/2018</u>	
Vote - <u>6</u> Yeas ___ Nays	

Prepared by and approved as to form:

PAUL R. REVELSON
VILLAGE SOLICITOR
SOUTH LEBANON, OHIO

By: _____
Date: 3/15/2018

CERTIFIED COPY
I, Nicole Armstrong, Fiscal Officer, of the Village of South Lebanon, Ohio do hereby certify this to be the true and accurate copy of a document on file with my office.

3/16/18 Nicole Armstrong
Date Nicole Armstrong
Fiscal Officer
Village of South Lebanon, Ohio

Resolution

Number 18-0591

Adopted Date April 03, 2018

APPROVE VARIOUS REFUNDS

BE IT RESOLVED, to approve various refunds, as attached hereto and made a part hereof.

Mr. Young moved for adoption of the foregoing resolution being seconded by Mr. Grossmann.
Upon call of the roll, the following vote resulted:


Mrs. Jones – absent
Mr. Grossmann – yea
Mr. Young – yea

Resolution adopted this 3rd day of April 2018.

BOARD OF COUNTY COMMISSIONERS



Tina Osborne, Clerk

cc: Auditor 
Refunds file

Resolution

Number 18-0592

Adopted Date April 03, 2018

ACKNOWLEDGE PAYMENT OF BILLS

BE IT RESOLVED, to acknowledge payment of bills as submitted on batches #03/29/2018 #001, #03/29/2018 #002, and #03/29/2018 #003, #03/29/2018 004, and #03/29/2018 005 ; said batches are attached hereto and made a part hereof.

Mr. Young moved for adoption of the foregoing resolution being seconded by Mr. Grossmann. Upon call of the roll, the following vote resulted:

Mrs. Jones – absent
Mr. Grossmann – yea
Mr. Young – yea

Resolution adopted this 3rd day of April 2018.

BOARD OF COUNTY COMMISSIONERS


Tina Osborne, Clerk

kh

cc: Auditor 

Resolution

Number 18-0593

Adopted Date April 03, 2018

APPROVE VARIOUS RECORD PLATS

BE IT RESOLVED, upon recommendation of the Warren County Regional Planning Commission, to approve the following Record Plats:


- District at Deerfield– Deerfield Township

Mr. Young moved for adoption of the foregoing resolution being seconded by Mr. Grossmann. Upon call of the roll, the following vote resulted:

Mrs. Jones – absent
Mr. Grossmann – yea
Mr. Young – yea

Resolution adopted this 3rd day of April 2018.

BOARD OF COUNTY COMMISSIONERS



Tina Osborne, Clerk

cc: Plat File
RPC

Resolution

Number 18-0594

Adopted Date April 03, 2018

APPROVE APPROPRIATION DECREASES WITHIN VARIOUS FUNDS

WHEREAS, various Departments have cancelled purchase orders that were encumbered and carried over from previous years; and

WHEREAS, the Auditor's Office has advised this Board that any time prior year purchase orders are cancelled an appropriation decrease is necessary; and

NOW THEREFORE BE IT RESOLVED, to approve the following appropriation decreases within various Department Funds:

\$ 26,226.52	from	#101-5210-400	(Veterans – Purchased Services)
\$ 2,230.00	from	#101-5210-850	(Veterans – Training, Education)
\$ 1,608.06	from	#101-5210-855	(Veterans – Clothing, Personal Equip)
\$ 15,159.27	from	#101-5220-920	(Veterans - Allowances)

Mr. Young moved for adoption of the foregoing resolution being seconded by Mr. Grossmann. Upon call of the roll, the following vote resulted:

Mrs. Jones – absent

Mr. Grossmann – yea


Mr. Young – yea

Resolution adopted this 3rd day of April 2018.

BOARD OF COUNTY COMMISSIONERS



Tina Osborne, Clerk

cc: Auditor 
Appropriation Decrease file
Veterans (file)
OMB

Resolution

Number 18-0595

Adopted Date April 03, 2018

APPROVE SUPPLEMENTAL APPROPRIATIONS INTO SHERIFF'S OFFICE FUNDS #293
AND #295

BE IT RESOLVED, to approve the following supplemental appropriations:

\$10,400.00 into #293-2200-400 (Purchased Services)

\$ 1,000.00 into #295-2200-400 (Purchased Services)

Mr. Young moved for adoption of the foregoing resolution being seconded by Mr. Grossmann.
Upon call of the roll, the following vote resulted:

Mrs. Jones – absent

Mr. Grossmann – yea


Mr. Young – yea

Resolution adopted this 3rd day of April 2018.

BOARD OF COUNTY COMMISSIONERS



Tina Osborne, Clerk

cc: Auditor 
Supplemental App. file
Sheriff (file)
OMB

**BOARD OF COUNTY COMMISSIONERS
WARREN COUNTY, OHIO**

Resolution

Number 18-0596

Adopted Date April 03, 2018

APPROVE APPROPRIATION ADJUSTMENTS FROM COMMISSIONERS GENERAL FUND #101-1110 INTO SHERIFF 'S FUND #101-2200

BE IT RESOLVED, to approve the following appropriation adjustments from Commissioners Fund #101-1110 into Sheriff's Fund #101-2200 in order to process a sick and vacation leave payout for Jaime Apking former employee of the Sheriff's Office:

\$ 688.55 from #101-1110-881 (Commissioners – Sick Leave Payout)
into #101-2200-881 (Sheriff – Sick Leave Payout)

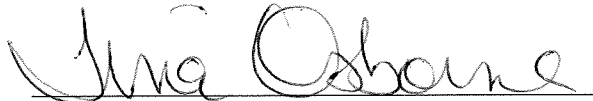
\$ 3,703.41 from #101-1110-882 (Commissioners - Vacation Leave Payout)
into #101-2200-882 (Sheriff - Vacation Leave Payout)

Mr. Young moved for adoption of the foregoing resolution being seconded by Mr. Grossmann. Upon call of the roll, the following vote resulted:


Mrs. Jones – absent
Mr. Grossmann – yea
Mr. Young – yea

Resolution adopted this 3rd day of April 2018.

BOARD OF COUNTY COMMISSIONERS



Tina Osborne, Clerk

cc: Auditor 
Appropriation Adjustment file
Sheriff (file)
OMB

Resolution

Number 18-0597

Adopted Date April 03, 2018

APPROVE APPROPRIATION ADJUSTMENT FROM COMMISSIONERS GENERAL FUND #101-1110 INTO COMMUNICATIONS CENTER – DISPATCH FUND #101-2850

BE IT RESOLVED, to approve the following appropriation adjustment from Commissioners Fund #101-1110 into Communications Center – Dispatch Fund #101-2850 in order to process a vacation leave payout for Christina Nethers former employee of the Communications Center - Dispatch:

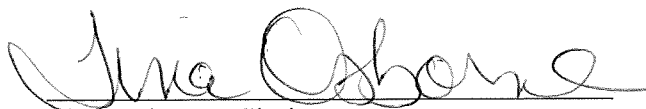
\$1,783.32	from	#101-1110-882	(Commissioners – Vacation Leave Payout)
	into	#101-2850-882	(Comm. Ctr. – Dispatch - Vacation Leave Payout)


Mr. Young moved for adoption of the foregoing resolution being seconded by Mr. Grossmann. Upon call of the roll, the following vote resulted:

Mrs. Jones – absent
Mr. Grossmann – yea
Mr. Young – yea

Resolution adopted this 3rd day of April 2018.

BOARD OF COUNTY COMMISSIONERS


Tina Osborne, Clerk

cc: Auditor 
Appropriation Adjustment file
Emergency Services (file)
OMB

Resolution

Number 18-0598

Adopted Date April 03, 2018

AUTHORIZE PAYMENT OF BILLS

BE IT RESOLVED, to authorize payment of bills as submitted on Batches #04/03/2018 001, #04/03/2018 002, #04/03/2018 003, #04/03/2018 004, #04/03/2018 005, #04/03/2018 006, #04/03/2018 007, and #04/03/2018 008; said batches attached hereto and made a part hereof.

Mr. Young moved for adoption of the foregoing resolution being seconded by Mr. Grossmann. Upon call of the roll, the following vote resulted:

Mrs. Jones – absent
Mr. Grossmann – yea
Mr. Young – yea

Resolution adopted this 3rd day of April 2018.

BOARD OF COUNTY COMMISSIONERS


Tina Osborne, Clerk

cc: Auditor 

**BOARD OF COUNTY COMMISSIONERS
WARREN COUNTY, OHIO**

Resolution

Number 18-0599

Adopted Date April 03, 2018

AUTHORIZE COUNTY PROSECUTOR TO FILE JOINT APPLICATION WITH THE COURT OF COMMON PLEAS FOR APPOINTMENT OF SPECIAL LEGAL COUNSEL RELATIVE TO PENDING LITIGATION AGAINST JUDGE DONALD E. ODA II IN HIS CAPACITY AS JUDGE OF WARREN COUNTY COMMON PLEAS COURT, AND AUTHORIZING PRESIDENT OF THE BOARD TO EXECUTE SAID APPLICATION

WHEREAS, by Opinion dated February 26, 2018, the 12th District Court of Appeals granted a writ of prohibition in the case of State of Ohio ex rel. The Cincinnati Enquirer, Case No. 2017-08-130, preventing Judge Oda from enforcing an order on courtroom decorum and pretrial publicity applicable to the case of *State of Ohio v. Brooke Skylar Richardson*, Case No. 17CR33292 (the "Richardson case"); and

WHEREAS, Judge Oda wishes to appeal the decision of the 12th District Court of Appeals to the Supreme Court of Ohio; and

WHEREAS, the Warren County Prosecutor is statutory legal counsel for judges of the Warren County Common Pleas Court, and there exists a clear conflict of interest in the litigation described above; and

WHEREAS, pursuant to Ohio Rev. Code § 305.14(A), upon the joint application of the prosecuting attorney and the board of county commissioners to the court of common pleas, the court of common pleas may authorize the board to employ special legal counsel to assist the prosecuting attorney, the board, or any other county officer in any matter of public business coming before such board or officer, and in the prosecution or defense of any action or proceeding in which such board or officer is a party or has an interest, in its official capacity; and

WHEREAS, Mark Weaver has agreed that he will represent Judge Oda in an appeal of the case referenced below for an amount of fees not to exceed \$15,000.00;

NOW, THEREFORE, BE IT RESOLVED that the Board hereby authorizes the County Prosecutor to file a joint application with the Court of Common Pleas for the appointment of special legal counsel to represent Judge Donald E. Oda II in the appeal of the decision of the 12th District Court of Appeals case of *State ex rel. Cincinnati Enquirer v. Honorable Donald E. Oda II*, Case No. 2017-08-130.


BE IT FURTHER RESOLVED that the Board President or Vice President is hereby authorized to execute the application for appointment of special legal counsel, a copy of which is attached hereto.

Mr. Young moved for adoption of the foregoing resolution being seconded by Mr. Grossmann. Upon call of the roll, the following vote resulted:

Mrs. Jones – absent
Mr. Grossmann – yea
Mr. Young – yea

Resolution adopted this 3rd day of April 2018.

BOARD OF COUNTY COMMISSIONERS



Tina Osborne, Clerk

cc: Prosecutor (file)
Litigation file
Keith Anderson

**STATE OF OHIO, WARREN COUNTY
IN THE COURT OF COMMON PLEAS
GENERAL DIVISION**

In Re: <i>STATE EX REL. CINCINNATI ENQUIRER</i>	:	CASE NO. <u>17MS0246</u>
	:	
vs.	:	
	:	
<i>HONORABLE DONALD E. ODA II</i>	:	
	:	
IN THE MATTER OF APPOINTMENT OF SPECIAL LEGAL COUNSEL	:	
	:	
	:	APPLICATION FOR APPOINTMENT OF SPECIAL LEGAL COUNSEL PURSUANT TO R.C. § 305.14

Now come DAVID P. FORNSHELL, Warren County Prosecuting Attorney, and the Warren County Board of County Commissioners (hereinafter jointly referred to as “Applicants”), pursuant to R.C. § 305.14, and apply for a Court Order appointing special legal counsel due to a conflict of interest of Applicant, Warren County Prosecuting Attorney DAVID P. FORNSHELL, to represent the Honorable Donald E. Oda II, Judge of the Warren County Court of Common Pleas, in an appeal of the case of ***STATE EX REL. CINCINNATI ENQUIRER vs. HONORABLE DONALD E. ODA II, 12th Appellate District Case No. 2017-08-130***, a county officer for which he serves as legal adviser.


Applicants further move the Court to appoint as special legal counsel, Mark Weaver, Two Miranova Place, Suite 700, Columbus, Ohio who has agreed to represent Judge Oda for an amount not to exceed \$15,000.00. The following memorandum is offered in support hereof.

MEMORANDUM

Pursuant to R.C. § 309.09 (A), Applicant serves as statutory legal adviser to the Board of County Commissioners, county elected officials, officers and other county boards, including Judge Oda. In the event of a conflict of interest involving matters other than potential crimes, Applicants must file a joint application with the court of common pleas to appoint special legal counsel to assist the prosecuting attorney in any matter of public business coming before the board or the prosecuting attorney. R.C. § 305.14 (A).

Applicants submit that in the case of ***STATE EX REL. CINCINNATI ENQUIRER vs. HONORABLE DONALD E. ODA II***, the Court granted a request for a writ of prohibition preventing Judge Oda from enforcing an order on courtroom decorum and pretrial publicity. Applicants further submit that Judge Oda wishes to appeal the decision of the Court of Appeals to the Supreme Court of Ohio. Accordingly, Applicants request this Court to grant an order appointing special legal counsel.

Respectfully submitted,



DAVID P. FORNSHELL, 0071582
Warren County Prosecuting Attorney
Warren County Prosecutor's Office
520 Justice Drive

Lebanon, Ohio 45036
Ph. (513) 695-1325
Fx. (513) 695-2962

Respectfully submitted,

**WARREN COUNTY BOARD OF COUNTY
COMMISSIONERS PURSUANT TO
RESOLUTION NUMBER 18-0599
DATED April 13, 2017-2018**



President and/or Vice President