



**BOARD OF COUNTY COMMISSIONERS
WARREN COUNTY, OHIO**

406 Justice Drive, Lebanon, Ohio 45036

www.co.warren.oh.us

commissioners@co.warren.oh.us

Telephone (513) 695-1250

Facsimile (513) 695-2054

**TOM GROSSMANN
SHANNON JONES
DAVID G. YOUNG**

**BOARD OF COUNTY COMMISSIONERS
WARREN COUNTY, OHIO**

MINUTES: Regular Session – October 4, 2022

This is a summary of actions and discussions of the meeting. You may view this meeting through our YouTube Channel at <https://www.youtube.com/channel/UC1ELh0jGpXd4VV2DTgsuqPA> or by contacting our office.

The Board met in regular session pursuant to adjournment of the September 27, 2022, meeting.

Tom Grossmann – present

David G. Young – absent

Shannon Jones – present

Tina Osborne, Clerk – present

Minutes of the September 27, 2022 meeting were read and approved.

- 22-1491 A resolution was adopted to hire Deilibeth Cruz as Investigative Caseworker II, within the Warren County Department of Job and Family Services, Children Services Division. Vote: Unanimous
- 22-1492 A resolution was adopted to hire Evan Mahle as Protective Services Caseworker II, within the Warren County Department of Job and Family Services, Children Services Division. Vote: Unanimous
- 22-1493 A resolution was adopted to recognize the hiring of Traci Stivers, Director of Community Relations, within the Workforce Investment Board Butler, Clermont, Warren Counties. Vote: Unanimous
- 22-1494 A resolution was adopted to end temporary pay supplement for Jeff Stilgenbauer, Fiscal Specialist, within the Office of Management and Budget. Vote: Unanimous
- 22-1495 A resolution was adopted to advertise for Public Hearing #1 for Fiscal Year 2023 Community Development Block Grant Program. Vote: Unanimous

- 22-1496 A resolution was adopted to authorize the Treasurer to initiate contract negotiations with Harris Local Point for tax bill printing and mailing services for the Warren County Treasurer. Vote: Unanimous
- 22-1497 A resolution was adopted to authorize acceptance of quote from Business Communication Specialists on behalf of Warren County Telecommunications for a VOIP integrated DECT headset. Vote: Unanimous
- 22-1498 A resolution was adopted to authorize President of Board to sign the task completion report #1, sales order Q-104693 for Central Square Technologies (FKA TriTech Software Systems) on behalf of Warren County Telecommunications. Vote: Unanimous
- 22-1499 A resolution was adopted to enter into classroom training agreement on behalf of OhioMeansJobs Warren County. Vote: Unanimous
- 22-1500 A resolution was adopted to approve agreement and memorandum of understanding with Kings Local School District for School Resource Deputies on behalf of the Warren County Sheriff's Office. Vote: Unanimous
- 22-1501 A resolution was adopted to acknowledge payment of bills. Vote: Unanimous
- 22-1502 A resolution was adopted to enter into a subdivision public improvement performance and maintenance security agreement with Wilson Farms Development II, LLC for installation of certain improvements in Wilson Farms Section Six, Phase B situated in Franklin Township. Vote: Unanimous
- 22-1503 A resolution was adopted to approve various record plats. Vote: Unanimous
- 22-1504 A resolution was adopted to approve supplemental appropriation into Auditor's Office fund 11014100. Vote: Unanimous
- 22-1505 A resolution was adopted to approve supplemental appropriations into Common Pleas Court Community Based Corrections #2289. Vote: Unanimous
- 22-1506 A resolution was adopted to approve appropriation adjustment within Common Pleas Court fund #11011220. Vote: Unanimous
- 22-1507 A resolution was adopted to approve appropriation adjustment within County Court fund #11011280. Vote: Unanimous
- 22-1508 A resolution was adopted to approve appropriation adjustment within Coroner's fund #11012100. Vote: Unanimous
- 22-1509 A resolution was adopted to approve appropriation adjustment within Coroner's fund #11012100. Vote: Unanimous

- 22-1510 A resolution was adopted to approve appropriation adjustment within Coroner's fund #11012100. Vote: Unanimous
- 22-1511 A resolution was adopted to approve appropriation adjustment within Children Services fund #2273. Vote: Unanimous
- 22-1512 A resolution was adopted to approve requisitions and authorize County Administrator to sign documents relative thereto. Vote: Unanimous
- 22-1513 A resolution was adopted to request Director of Transportation to review the engineering and traffic investigation and to determine and declare a reasonable and safe prima-facie speed limit on Lytle Five Points Road (CR#46) beginning at Crossley/Yankee Road and continuing to State Route 48. Vote: Unanimous
- 22-1514 A resolution was adopted to authorize amendment No. 1 to the professional services agreement with Terran Corporation, increasing Purchase Order No. 21002438 for the hydrogeological evaluation of the South Wellfields, subfund No. 5410. Vote: Unanimous

DISCUSSIONS

On motion, upon unanimous call of the roll, the Board accepted and approved the consent agenda.

Eric Kearney, President of the Greater Cincinnati & Northern Kentucky African American Chamber of Commerce, was present to discuss and present the findings of the study on the economic impact of black-owned businesses in Southwest Ohio Communities.

Mr. Kearney presented the attached report explaining why the study was conducted, the counties included in the study, and the key findings.

There was discussion relative to the findings as it related to Warren County.

Commissioner Jones questioned what Mr. Kearney feels is to be the key take-away from the report.


Mr. Kearney stated that the growth was more than he anticipated from the study conducted two years ago and there is reason for optimism with small businesses growing rapidly.

Commissioner Grossmann stated his appreciation for the work being done by the Chamber.


Mr. Kearney then provided a brief update on the current project, the 2046 Project, currently underway.

On motion, upon unanimous call of the roll, the Board entered executive session at 9:18 a.m. to discuss union negotiations within the Sheriff's Office pursuant to Ohio Revised Code Section 121.222 (G)(4) and exited at 10:48 a.m.


Upon motion the meeting was adjourned.



Tom Grossmann, President




Shannon Jones


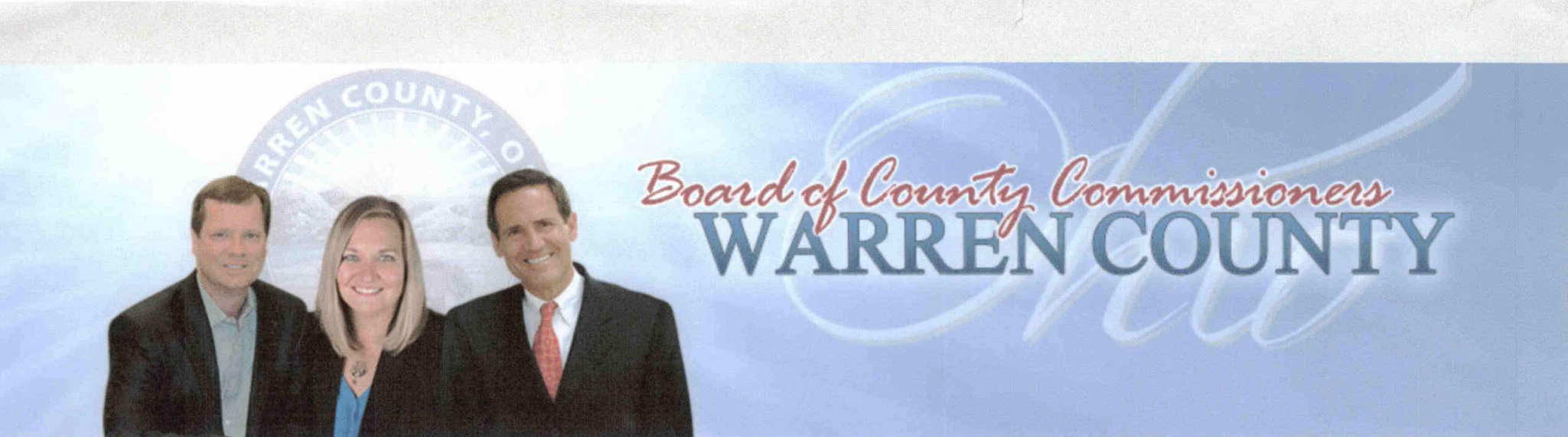


David G. Young

I hereby certify that the foregoing is a true and correct copy of the minutes of the meeting of the Board of County Commissioners held on October 4, 2022, in compliance with Section 121.22 O.R.C.




Tina Osborne, Clerk
Board of County Commissioners
Warren County, Ohio



GREATER CINCINNATI & NORTHERN KENTUCKY

AFRICAN AMERICAN
CHAMBER OF COMMERCE



GREATER CINCINNATI & NORTHERN KENTUCKY

AFRICAN AMERICAN
CHAMBER OF COMMERCE



The Alpaugh Family
**ECONOMICS
CENTER**

Economic Impact of Black-Owned Businesses in Southwest Ohio Communities

Warren County Commissioners

October 4, 2022

Why study this?

- ❖ Minority-owned businesses are growing at almost twice the rate of other groups
- ❖ Better understand Warren County's tax base
- ❖ Deeper understanding of the business community
- ❖ Assist in planning development
- ❖ Strategy for attracting more business

The Study

- ❖ Conducted by UC Economics Center during Summer 2022
- ❖ Butler, Clermont, Hamilton, and Warren Counties
- ❖ Nearly 1,000 businesses were part of the Study
- ❖ Different from Study from 2020

Key Findings

- ❖ \$2.1 Billion in Total Economic Output / ~6,000 jobs / \$306M in earnings
- ❖ \$700,000 in local sales tax revenue in these counties
- ❖ ~\$2.5M in state sales tax
- ❖ \$3.7M in local earnings tax revenue
- ❖ \$6.7M in income tax revenue
- ❖ \$13.5M in fiscal impact to the region and State

Share of Business and Wages by Industry

Industry	Share of Companies	Share of Wages
Professional Services	13%	14%
Health Care	8%	16%
Accommodation and Food Service	8%	2%
Construction	7%	11%
Wholesale Trade	5%	14%

Warren County Results

	TOTAL JOBS	TOTAL EARNINGS	TOTAL OUTPUT
MASON	138	\$5,524,493	\$33,983,286
REST OF WARREN COUNTY	330	\$21,380,954	\$119,125,825
TOTAL IN SW OH	468	\$26,905,447	\$153,109,111



GREATER CINCINNATI & NORTHERN KENTUCKY

AFRICAN AMERICAN
CHAMBER OF COMMERCE



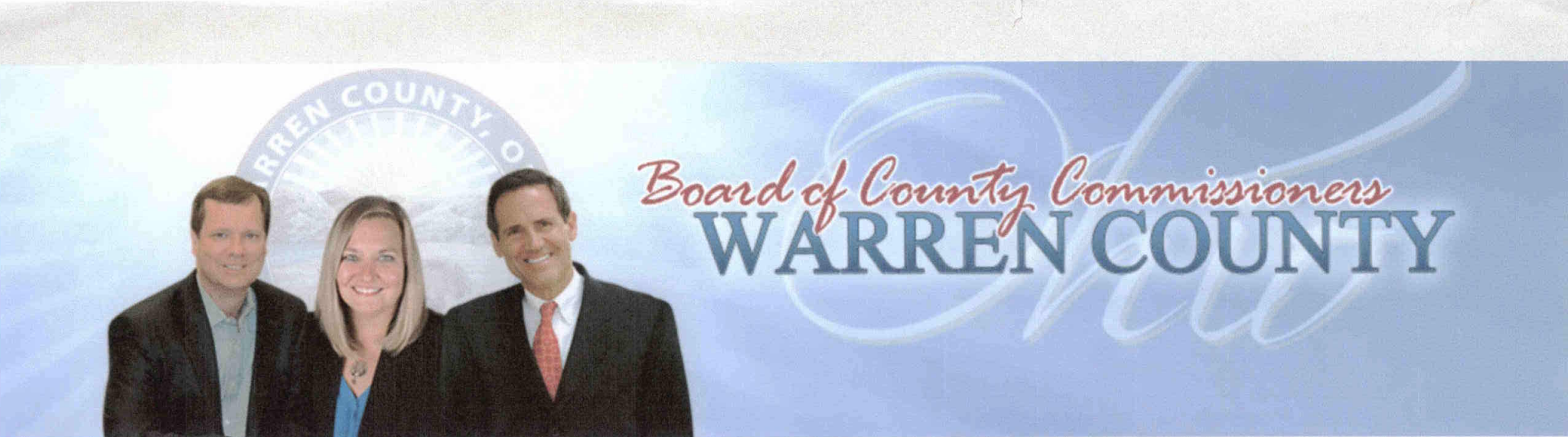
The Alpaugh Family
**ECONOMICS
CENTER**

Economic Impact of Black-Owned Businesses in Southwest Ohio Communities

Animation

Warren County Commissioners

October 4, 2022



GREATER CINCINNATI & NORTHERN KENTUCKY

AFRICAN AMERICAN
CHAMBER OF COMMERCE



GREATER CINCINNATI & NORTHERN KENTUCKY

AFRICAN AMERICAN
CHAMBER OF COMMERCE

Eric H. Kearney
President & CEO

kearney@african-americanchamber.com

513.751.9900

October 4, 2022



GREATER CINCINNATI & NORTHERN KENTUCKY

AFRICAN AMERICAN
CHAMBER OF COMMERCE



**THE ECONOMIC IMPACT OF BLACK-OWNED
BUSINESSES IN SOUTHWEST OHIO COMMUNITIES**

SEPTEMBER 2022

INTRODUCTION

Founded in 1996 by a group of African American business owners and consumers, the Greater Cincinnati and Northern Kentucky African American Chamber of Commerce seeks to improve the economic status of African Americans and the African American community. The African American Chamber of Commerce helps to create new market opportunities, provide access to capital, and revitalize African American communities.

The Greater Cincinnati and Northern Kentucky African American Chamber of Commerce leverages regional partnerships and collaborates with organizations and supplier diversity and inclusion experts to empower businesses to succeed. The African American Chamber of Commerce is a business advocate through providing business education series, marketing programs, and networking events to grow Black-owned businesses.

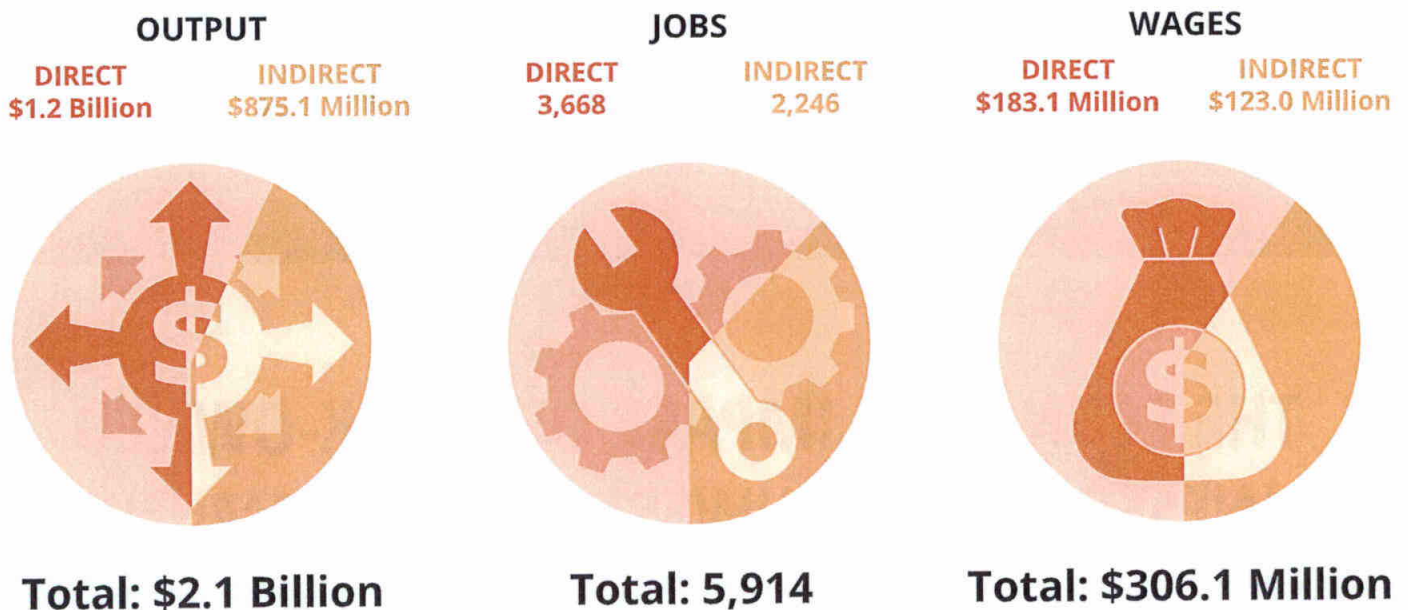
The Greater Cincinnati and Northern Kentucky African American Chamber of Commerce engaged the Economics Center to examine the economic impact of Black-owned businesses within the Southwest Ohio economy. This study region consists of four Ohio counties.¹

Understanding the economic impact of Black-owned businesses is particularly important as minority-owned businesses have grown at almost twice the rate (**39.0%**) of all other groups, making them one of the fastest-growing sectors of the small business segment.² As the demographic of the United States becomes more diverse throughout the 21st century, minority-owned firms will continue to grow in their importance.

ECONOMIC IMPACT

The Economics Center and the Greater Cincinnati and Northern Kentucky African American Chamber of Commerce developed a comprehensive database of Black-owned businesses in Southwest Ohio.

Overall, 969 Black-owned businesses were identified and included as part of this economic impact analysis. This analysis resulted in the total number of establishments, employees, wages, and the abundant spin-off effects of these business operations in Southwest Ohio. Black-owned businesses contribute considerably to the Southwest Ohio economy through their operating expenditures. In 2022, the 969 Black-owned businesses included in the economic impact analysis supported:



¹ The included counties are Butler, Clermont, Hamilton, and Warren.

² (Vowels, 2017)

COUNTY & MUNICIPALITY ANALYSIS

IMPACT ANALYSIS

In addition to quantifying the economic impact of Black-owned businesses on four-county, Southwest Ohio Region, the Economics Center also quantified the economic impacts of Black-owned businesses at the county level. Further, Butler, Hamilton, and Warren counties were able to be disaggregated by smaller subregions. Clermont County lacked data for this disaggregation due to a limited number of businesses being included in the database.

The following sections identify the economic impacts of Black-owned businesses within the four counties and various subregions throughout the study area. The impacts of the individual counties and subregions represent the impact of that geography on the four-County study region.

BUTLER COUNTY

Black-owned businesses operating in Butler County are responsible for generating more than \$124.0 million of total output, and supporting 249 total jobs in Southwest Ohio with total earnings of approximately \$12.3 million. The majority of the jobs directly supported by Black-owned businesses were located in the City of Fairfield, City of Hamilton, and West Chester Township as these three local jurisdictions accounted for nearly 85.0 percent of the direct jobs.

Economic Impact of Butler County Black-Owned Businesses in Southwest Ohio, 2022

	Total Jobs	Total Earnings	Total Output
Fairfield	54	\$2,944,325	\$25,960,247
Hamilton	46	\$2,243,905	\$18,696,002
West Chester	103	\$4,805,124	\$55,377,816
Remainder of Butler County	46	\$2,322,138	\$24,085,520
Total in Southwest Ohio	249	\$12,315,492	\$124,119,585

Source: Economics Center analysis using data Lightcast, ES202, and survey data.

CLERMONT COUNTY

Due to data limitations, the Economics Center was not able to disaggregate Clermont County from individual municipalities within the County. Black-owned businesses in Clermont County are estimated to directly generate nearly \$4.5 million in output, which supports 20 direct jobs with earnings of approximately \$850,000 in 2022. The direct operations expenditures of Black-owned businesses located in Clermont County result in approximately \$3.1 million of indirect economic output, and 8 jobs with more than \$470,000 in earnings in Southwest Ohio.

Economic Impact of Clermont County, 2022

	Total Jobs	Total Earnings	Total Output
Direct	20	\$849,146	\$4,486,093
Indirect	8	\$471,551	\$3,054,127
Total in Southwest Ohio	28	\$1,320,697	\$7,540,220

Source: Economics Center analysis using data Lightcast, ES202, and survey data.

COUNTY & MUNICIPALITY ANALYSIS

HAMILTON COUNTY

Hamilton County had the highest number of businesses within the four-county study area. This enabled the Economics Center to quantify the impacts of numerous municipalities as well as neighborhoods and localities within the City of Cincinnati. Black-owned businesses operating within the City of Cincinnati's Central Business District (CBD) have the largest number of direct jobs, earnings and output of any specific locality within Hamilton County. The operations expenditures made by Black-owned businesses located in Hamilton County are estimated to create more than \$1.8 billion of total economic output in Southwest Ohio and support 5,169 jobs with total earnings of more than \$265.5 million in 2022.

Economic Impact of Hamilton County Black-Owned Businesses in Southwest Ohio, 2022

	Total Jobs	Total Earnings	Total Output
Avondale/North Avondale	54	\$4,187,518	\$13,111,840
Bond Hill/Roselawn	140	\$5,375,793	\$24,099,268
Cheviot/Bridgetown	24	\$2,300,708	\$8,786,466
Cincinnati CBD	479	\$26,608,826	\$147,616,597
Forest Park/Springdale*	312	\$14,903,890	\$66,313,277
Mt. Healthy/Finneytown	42	\$2,200,185	\$11,299,422
Sharonville/Evendale	330	\$16,708,779	\$100,915,181
Springdale/Glendale	193	\$12,008,491	\$56,676,246
Walnut Hills/East Walnut Hills	86	\$4,173,208	\$21,823,253
Woodlawn/Lincoln Heights/Lockland/Reading	181	\$10,440,567	\$41,745,543
Remainder of Hamilton County	3,329	\$166,600,726	\$1,326,978,467
Total in Southwest Ohio	5,169	\$265,508,691	\$1,819,365,560

Source: Economics Center analysis using data Lightcast, ES202, and survey data. * Springdale is shown twice as the municipal boundaries extend across two distinct zip codes. Businesses were not duplicated but divided between the zip code approximations.

WARREN COUNTY

Black-owned businesses in Warren County are estimated to create more than \$153.1 million in total economic output which supports a total of 468 jobs with earnings of more than \$26.9 million throughout Southwest Ohio in 2022.

Economic Impact of Warren County Black-Owned Businesses in Southwest Ohio, 2022

	Total Jobs	Total Earnings	Total Output
Mason	138	\$5,524,493	\$33,983,286
Remainder of Warren County	330	\$21,380,954	\$119,125,825
Total in Southwest Ohio	468	\$26,905,447	\$153,109,111

Source: Economics Center analysis using data Lightcast, ES202, and survey data.

METHODOLOGY

Businesses were identified from a membership list that was provided to the Economics Center by the Greater Cincinnati and Northern Kentucky African American Chamber of Commerce as well as through community input from media appearances and survey data collection. Additionally, the Economics Center collected business information from several on-line Black-owned business directories. Companies were matched to unemployment insurance data received from the Ohio Department of Job and Family Services to retrieve the appropriate industry (two-digit NAICS codes), employment figures, and wages. For those companies not required to pay unemployment insurance, the Economics Center verified each through internet searches and social media activity. Where necessary, the Economics Center supplemented employment and wage data using industry-specific information for the Southwest Ohio economy.

The Economics Center calculated the economic impact of Black-owned businesses in Southwest Ohio using employment and wage data from the Ohio Department of Job and Family Services and Lightcast, a third-party economic and labor force data provider. These data were then included in an input-output model, which measures the economic activity in each industry and the use of those goods and services by other industries as well as households within Southwest Ohio.

FISCAL IMPACT


In addition to quantifying the economic impact of Black-owned businesses in Southwest Ohio, the Economics Center also calculated the fiscal impacts in terms of local income and sales tax revenue generated for local and state government entities. The 969 Black-owned businesses included in the economic impact analysis generated:



Nearly **\$700,000** in local sales tax revenue for Ohio Counties.

More than **\$3.7 million** in local earnings tax revenue.

A total of more than **\$13.5 million** in fiscal impacts to the region and State.



Nearly **\$6.7 million** in income tax revenue for the State of Ohio.

Approximately **\$2.5 million** in state sales tax revenue for the State of Ohio.

CONCLUSION

In 2022, Black-owned businesses generated considerable economic impacts to the four-county study area in output, jobs, earnings, and tax revenue as a result of operations expenditures. Operations expenditures made by Black-owned businesses in the study area totaled approximately \$1.23 billion. Further, the Black-owned business included in this analysis were responsible for employing 3,668 individuals with more than \$183.1 million in earnings. The operations expenditures made by the 969 Black-owned businesses included in this analysis generated an additional \$875.1 million of indirect economic output, which supported another 2,246 jobs with earnings of more than \$123.0 million in the study area. Ultimately, Black-owned businesses generated more than \$2.10 billion in economic output, \$306.1 million in earnings, and 5,914 jobs within Southern Ohio.



About The Alpaugh Family UC Economics Center

The Research and Consulting division of the Economics Center provides the knowledge building blocks that help clients make better policy and economic development decisions. Our dynamic approach and critical data analysis empowers leaders to respond to changing economic conditions, strengthen local economies, and improve the quality of life for their communities.

www.economicscenter.org



About The Greater Cincinnati Northern Kentucky African American Chamber of Commerce

The Greater Cincinnati and Northern Kentucky African American Chamber of Commerce is the largest African American Chamber in the State of Ohio. We are as committed to inclusion as we are to business development; and as focused on advocacy as we are on building capacity. We leverage regional partnerships and collaborate with organizations and supplier diversity and inclusion experts to empower businesses to succeed. The African American Chamber is your business advocate providing business education series, marketing programs and networking events to grow your business.

www.african-americanchamber.com